

**Inventory of Government
Human Resources
(IGHR)**

As of July 01, 2016

Integrated Records Management Office

TABLE OF CONTENTS

<p>1. By Classification of Positions, by Geographical Distribution..... 1</p> <p>2. By Major Subdivision, by Geographical Distribution..... 3</p> <p style="padding-left: 20px;">2.1 Career Service 5</p> <p style="padding-left: 20px;">2.2 Non-Career Service 7</p> <p style="padding-left: 20px;">2.3 Job Order (JO) and Contract of Service (COS) 9</p> <p>3. By Branch of the National Government, by Geographical Distribution.....11</p> <p style="padding-left: 20px;">3.1 Career Service13</p> <p style="padding-left: 20px;">3.2 Non-Career Service15</p> <p style="padding-left: 20px;">3.3 JO/COS17</p> <p>4. Career Service</p> <p style="padding-left: 20px;">4.1 By Status of Appointment, by Geographical Distribution19</p> <p style="padding-left: 20px;">4.2 By Status of Appointment, by Major Subdivision21</p> <p style="padding-left: 20px;">4.3 By Level of Position, by Geographical Distribution23</p> <p style="padding-left: 20px;">4.4 By Level of Position, by Major Subdivision25</p> <p style="padding-left: 20px;">4.5 By Status of Appointment, by Level of Position27</p> <p>5. Non-Career Service</p> <p style="padding-left: 20px;">5.1 By Status of Appointment, by Geographical Distribution29</p> <p style="padding-left: 20px;">5.2 By Status of Appointment, by Major Subdivision31</p> <p>6. Person with Disability (PWD), by Geographical Distribution33</p>	<p>7. Indigenous Group, by Geographical Distribution35</p> <p>8. By Sex - by Classification of Position, by Geographical Distribution37</p> <p style="padding-left: 20px;">8.1 Career Service –by Sex, by Level of Position, by Geographical Distribution39</p> <p style="padding-left: 20px;">8.2 Non-Career Service – by Sex, by Level of Position, by Geographical Distribution41</p> <p style="padding-left: 20px;">8.3 JO/COS – by Sex, by Level of Position, by Geographical Distribution43</p> <p>9. JO/COS – by Major Subdivision, by Geographical Distribution45</p> <p>10. By Level of Position, by Major Subdivision47</p> <p style="padding-left: 20px;">10.1 NGA – Detailed Agency report by Classification, by Level of Position, by Sex49</p> <p style="padding-left: 20px;">10.2 GOCC – Detailed Agency report by Classification, by Level of Position, by Sex52</p> <p style="padding-left: 20px;">10.3 SUC – Detailed Agency report by Classification, by Level of Position, by Sex54</p> <p style="padding-left: 20px;">10.4 LWD – Detailed Agency report by Classification, by Level of Position, by Sex58</p> <p style="padding-left: 20px;">10.5 LGU – Detailed Agency report by Classification, by Level of Position, by Sex81</p>
--	---

INVENTORY OF GOVERNMENT HUMAN RESOURCES (IGHR)

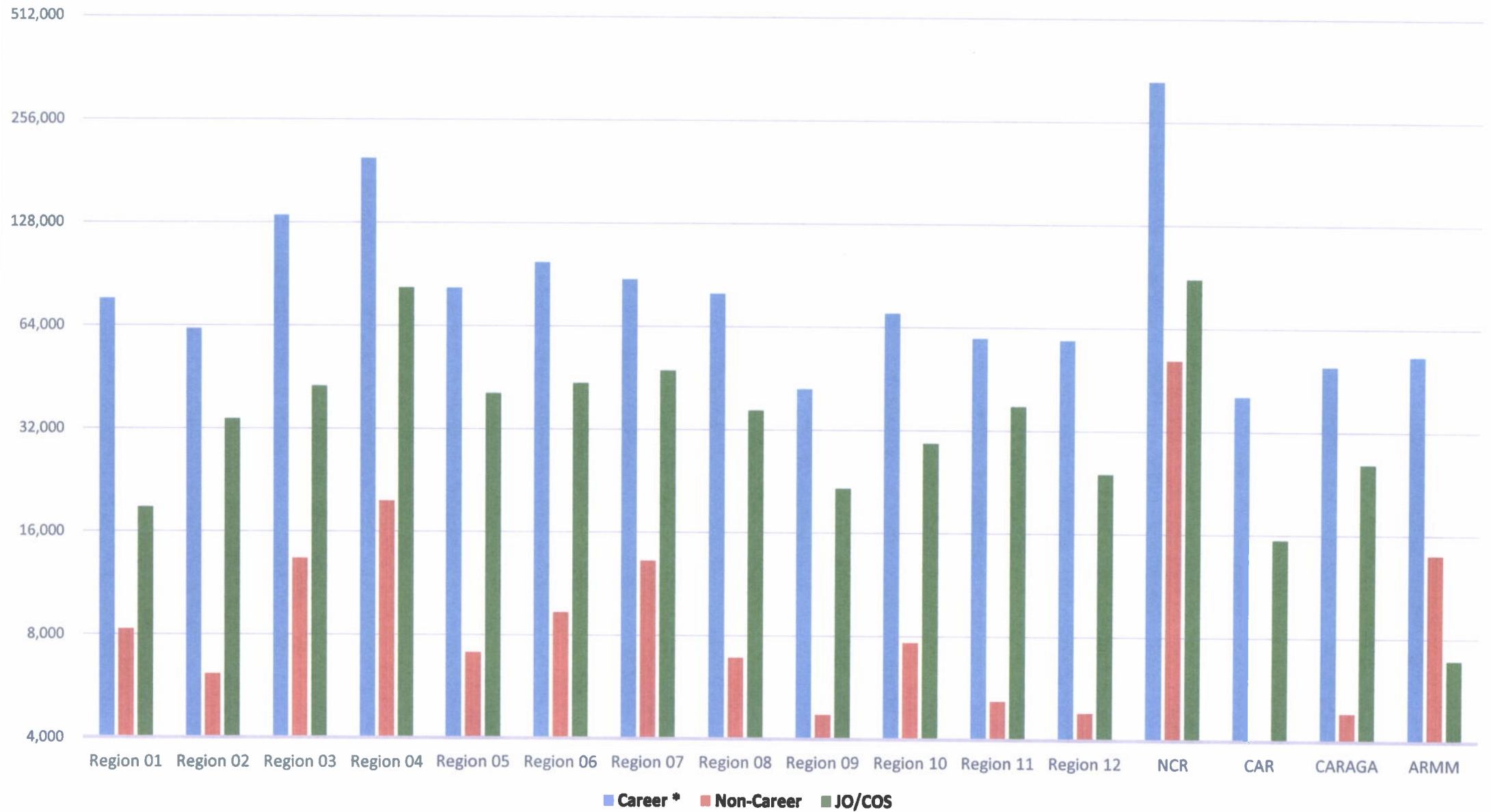
1.0 Report By Classification of Position, by Geographical Distribution

PrintDate: July 18, 2016

Region	Career *	Non-Career	JO/COS	Total
Region 01	76,525	8,297	18,804	103,626
Region 02	62,536	6,139	34,087	102,762
Region 03	134,090	13,343	42,512	189,945
Region 04	196,877	19,640	82,500	299,017
Region 05	82,376	7,114	40,593	130,083
Region 06	98,028	9,318	43,523	150,869
Region 07	87,648	13,205	47,507	148,360
Region 08	79,714	6,897	36,383	122,994
Region 09	42,042	4,708	21,543	68,293
Region 10	70,194	7,664	29,270	107,128
Region 11	59,410	5,177	37,593	102,180
Region 12	58,804	4,789	23,876	87,469
NCR	335,042	51,472	88,934	475,448
CAR	40,450	2,997	15,441	58,888
CARAGA	49,563	4,828	25,698	80,089
ARMM	53,151	13,991	6,898	74,040
Total	1,526,450	179,579	595,162	2,301,191

* exclusive of 3rd Level

**INVENTORY OF GOVERNMENT HUMAN RESOURCES (IGHR)
1.0 Report By Classification of Position, by Geographical Distribution**

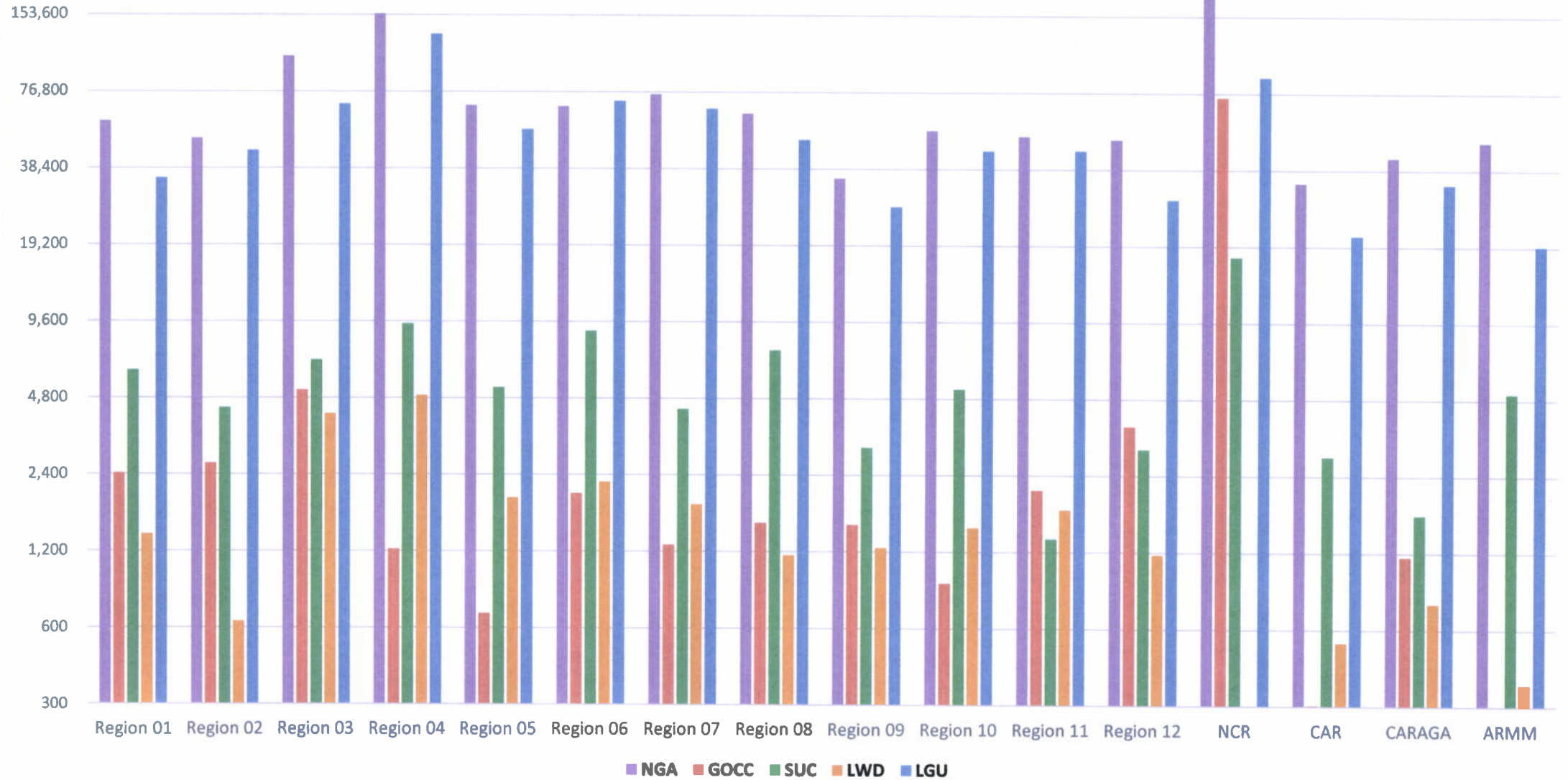


INVENTORY OF GOVERNMENT HUMAN RESOURCES (IGHR)**2.0 Report By Major Subdivision, by Geographical Distribution**

PrintDate: July 18, 2016

Region	NGA	GOCC	SUC	LWD	LGU	Total
Region 01	58,598	2,420	6,153	1,396	35,059	103,626
Region 02	50,198	2,644	4,373	634	44,913	102,762
Region 03	105,528	5,145	6,750	4,157	68,365	189,945
Region 04	154,629	1,218	9,370	4,907	128,893	299,017
Region 05	67,698	682	5,268	1,943	54,492	130,083
Region 06	67,262	2,023	8,802	2,246	70,536	150,869
Region 07	75,100	1,271	4,344	1,836	65,809	148,360
Region 08	63,109	1,554	7,405	1,160	49,766	122,994
Region 09	35,217	1,531	3,070	1,242	27,233	68,293
Region 10	54,249	902	5,229	1,490	45,258	107,128
Region 11	51,563	2,100	1,348	1,757	45,412	102,180
Region 12	50,316	3,745	3,037	1,172	29,199	87,469
NCR	295,533	73,963	17,380	-	88,572	475,448
CAR	34,066	303	2,854	532	21,133	58,888
CARAGA	42,815	1,157	1,682	758	33,677	80,089
ARMM	49,307	-	5,071	364	19,298	74,040
Total	1,255,188	100,658	92,136	25,594	827,615	2,301,191

**INVENTORY OF GOVERNMENT HUMAN RESOURCES (IGHR)
2.0 Report By Major Subdivision, by Geographical Distribution**

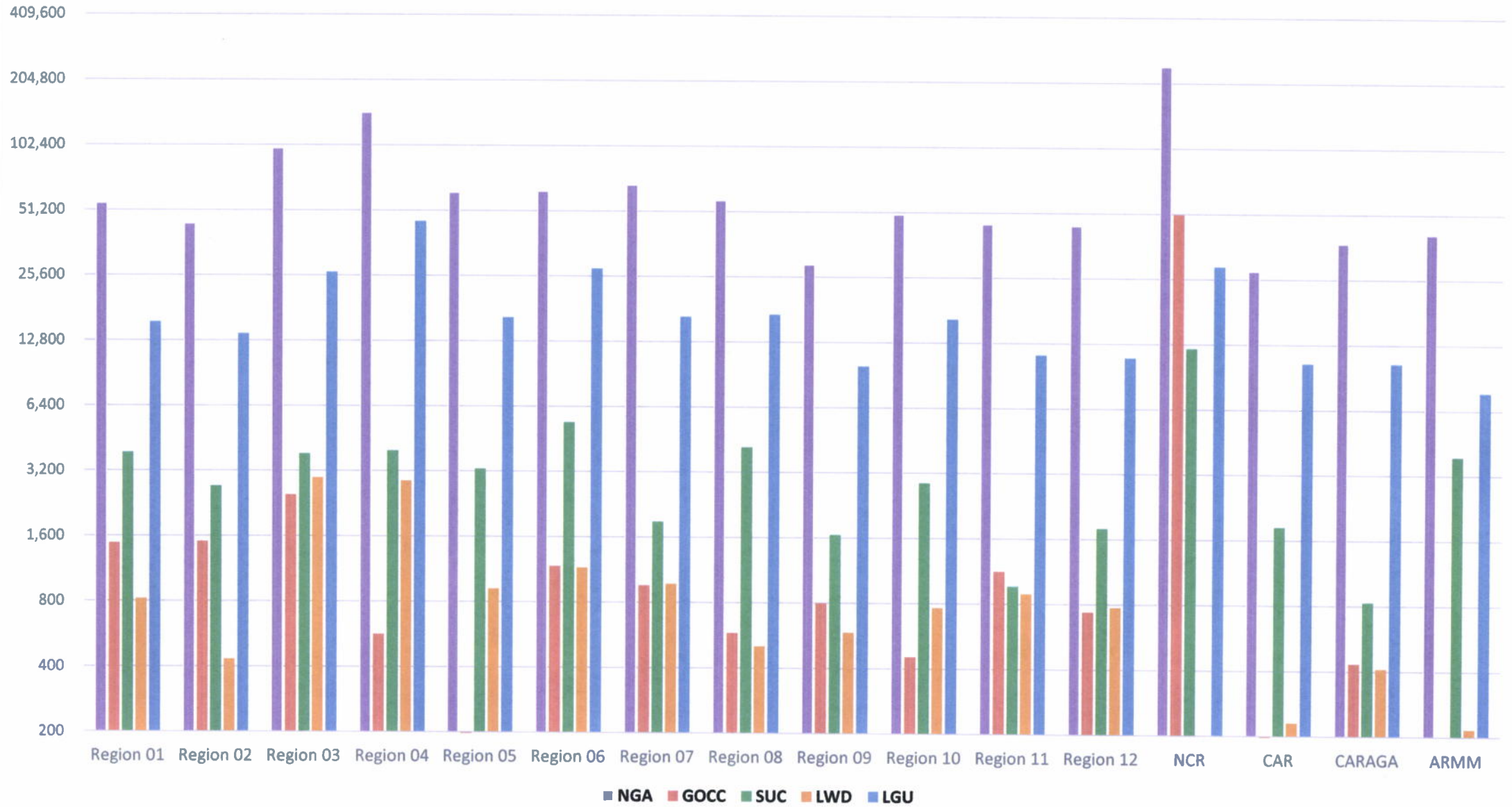


INVENTORY OF GOVERNMENT HUMAN RESOURCES (IGHR)**2.1 CAREER SERVICE - Report By Major Subdivision, by Geographical Distribution**

PrintDate: July 18, 2016

Region	NGA	GOCC	SUC	LWD	LGU	Total
Region 01	54,846	1,480	3,875	820	15,504	76,525
Region 02	44,198	1,506	2,710	432	13,690	62,536
Region 03	98,397	2,472	3,832	2,973	26,416	134,090
Region 04	144,007	565	3,965	2,880	45,460	196,877
Region 05	61,650	155	3,272	917	16,382	82,376
Region 06	62,655	1,169	5,386	1,150	27,668	98,028
Region 07	67,229	954	1,879	972	16,614	87,648
Region 08	57,370	579	4,164	504	17,097	79,714
Region 09	29,114	797	1,648	585	9,898	42,042
Region 10	49,730	453	2,869	764	16,378	70,194
Region 11	45,161	1,126	959	888	11,276	59,410
Region 12	44,530	736	1,787	772	10,979	58,804
NCR	242,949	50,775	12,200	-	29,118	335,042
CAR	27,830	117	1,832	230	10,441	40,450
CARAGA	37,450	433	828	410	10,442	49,563
ARMM	41,345	-	3,890	216	7,700	53,151
Total	1,108,461	63,317	55,096	14,513	285,063	1,526,450

**INVENTORY OF GOVERNMENT HUMAN RESOURCES (IGHR)
2.1 CAREER SERVICE - Report By Major Subdivision, by Geographical Distribution**

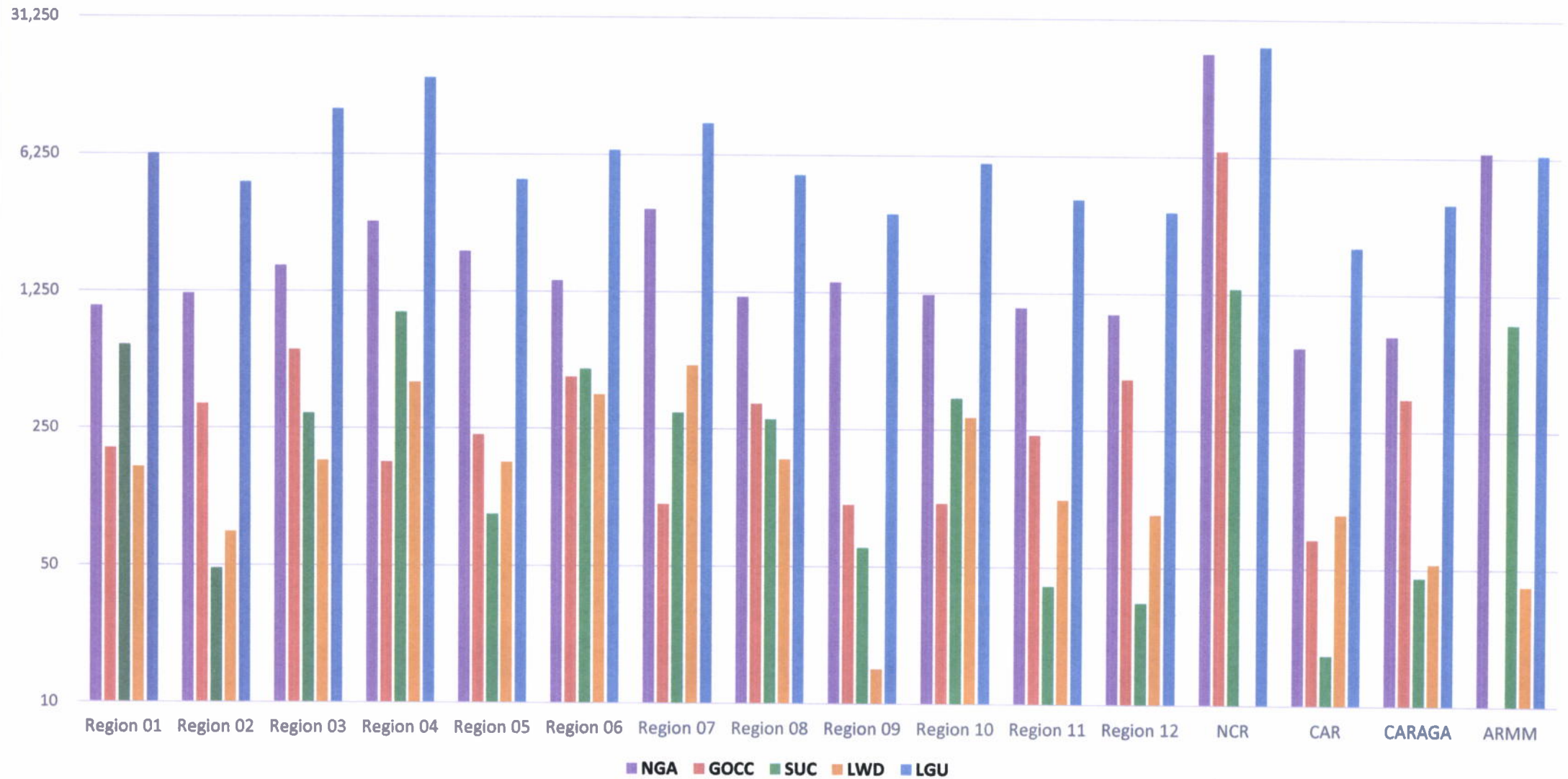


INVENTORY OF GOVERNMENT HUMAN RESOURCES (IGHR)**2.2 NON-CAREER SERVICE - Report By Major Subdivision, by Geographical Distribution**

PrintDate: July 18, 2016

Region	NGA	GOCC	SUC	LWD	LGU	Total
Region 01	1,045	197	662	158	6,235	8,297
Region 02	1,210	332	48	74	4,475	6,139
Region 03	1,678	627	297	171	10,570	13,343
Region 04	2,819	168	974	429	15,250	19,640
Region 05	1,993	231	91	168	4,631	7,114
Region 06	1,418	458	502	373	6,567	9,318
Region 07	3,280	103	302	527	8,993	13,205
Region 08	1,178	336	280	175	4,928	6,897
Region 09	1,407	103	62	15	3,121	4,708
Region 10	1,218	105	361	289	5,691	7,664
Region 11	1,050	235	40	110	3,742	5,177
Region 12	976	455	33	93	3,232	4,789
NCR	20,866	6,663	1,322	-	22,621	51,472
CAR	664	70	18	94	2,151	2,997
CARAGA	764	366	45	53	3,600	4,828
ARMM	6,608	-	883	41	6,459	13,991
Total	48,174	10,449	5,920	2,770	112,266	179,579

**INVENTORY OF GOVERNMENT HUMAN RESOURCES (IGHR)
2.2 NON-CAREER SERVICE - Report By Major Subdivision, by Geographical Distribution**

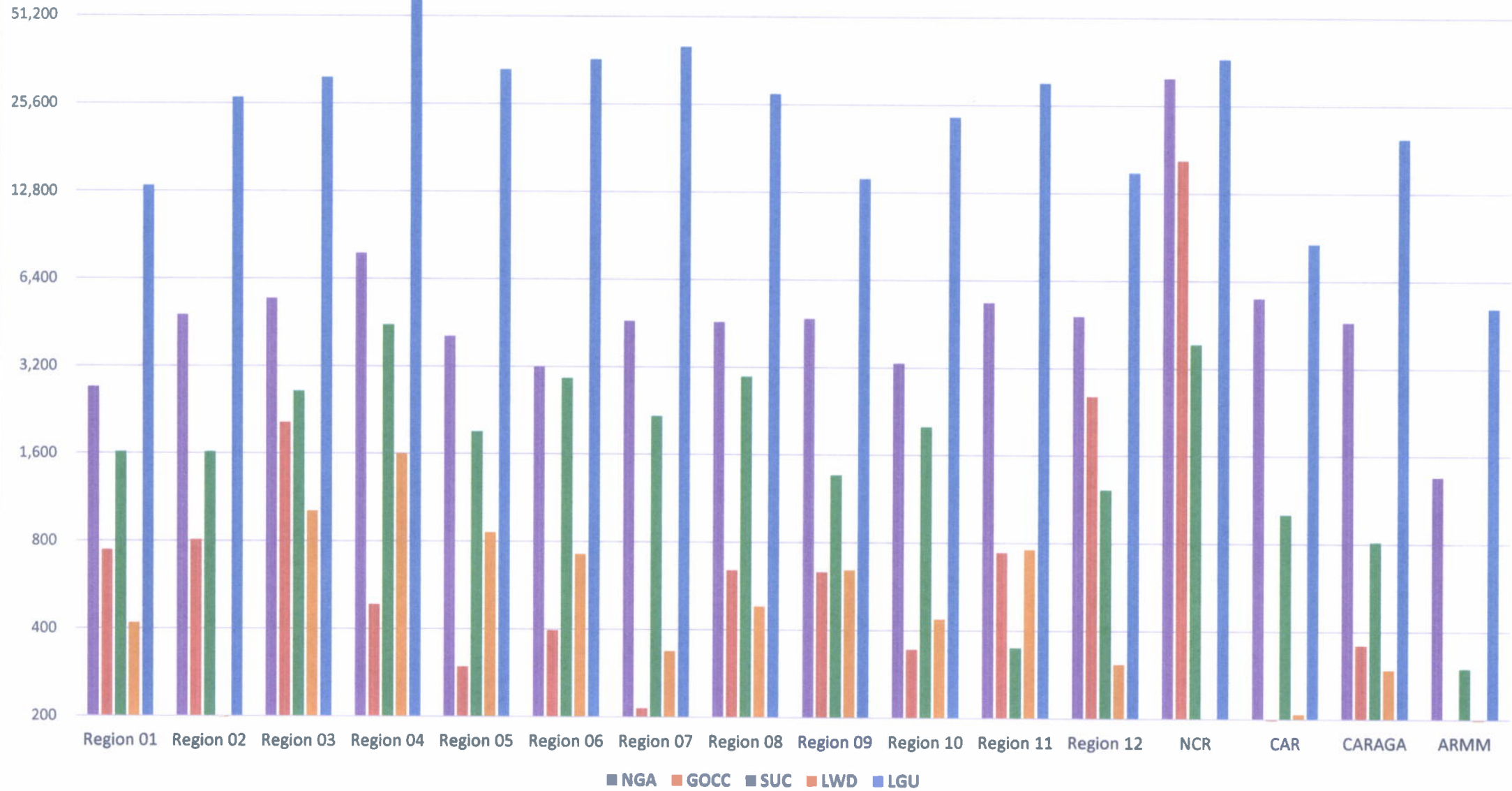


INVENTORY OF GOVERNMENT HUMAN RESOURCES (IGHR)**2.3 JO/COS - Report By Major Subdivision, by Geographical Distribution**

PrintDate: July 18, 2016

Region	NGA	GOCC	SUC	LWD	LGU	Total
Region 01	2,707	743	1,616	418	13,320	18,804
Region 02	4,790	806	1,615	128	26,748	34,087
Region 03	5,453	2,046	2,621	1,013	31,379	42,512
Region 04	7,803	485	4,431	1,598	68,183	82,500
Region 05	4,055	296	1,905	858	33,479	40,593
Region 06	3,189	396	2,914	723	36,301	43,523
Region 07	4,591	214	2,163	337	40,202	47,507
Region 08	4,561	639	2,961	481	27,741	36,383
Region 09	4,696	631	1,360	642	14,214	21,543
Region 10	3,301	344	1,999	437	23,189	29,270
Region 11	5,352	739	349	759	30,394	37,593
Region 12	4,810	2,554	1,217	307	14,988	23,876
NCR	31,718	16,525	3,858	-	36,833	88,934
CAR	5,572	116	1,004	208	8,541	15,441
CARAGA	4,601	358	809	295	19,635	25,698
ARMM	1,354	-	298	107	5,139	6,898
Total	98,553	26,892	31,120	8,311	430,286	595,162

**INVENTORY OF GOVERNMENT HUMAN RESOURCES (IGHR)
2.3 JO/COS - Report By Major Subdivision, by Geographical Distribution**

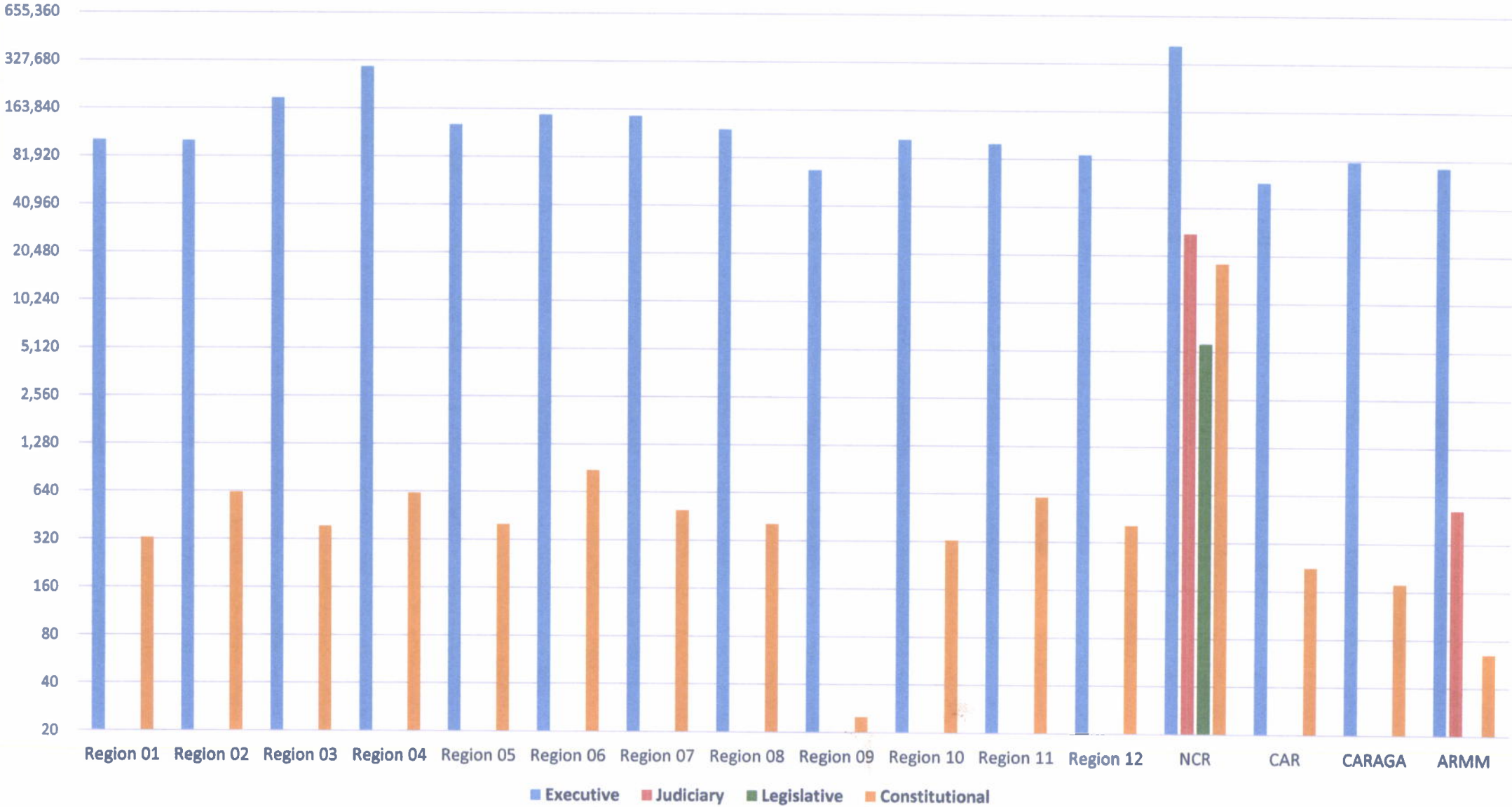


INVENTORY OF GOVERNMENT HUMAN RESOURCES (IGHR)**3.0 Report By Branch of the National Government, by Geographical Distribution**

PrintDate: July 18, 2016

Region	Executive	Judiciary	Legislative	Constitutional	Total
Region 01	103,301	-	-	325	103,626
Region 02	102,134	-	-	628	102,762
Region 03	189,559	-	-	386	189,945
Region 04	298,394	-	-	623	299,017
Region 05	129,684	-	-	399	130,083
Region 06	149,993	-	-	876	150,869
Region 07	147,867	-	-	493	148,360
Region 08	122,588	-	-	406	122,994
Region 09	68,268	-	-	25	68,293
Region 10	106,803	-	-	325	107,128
Region 11	101,569	-	-	611	102,180
Region 12	87,062	-	-	407	87,469
NCR	423,440	28,131	5,683	18,194	475,448
CAR	58,664	-	-	224	58,888
CARAGA	79,911	-	-	178	80,089
ARMM	73,456	519	-	65	74,040
Total	2,242,693	28,650	5,683	24,165	2,301,191

**INVENTORY OF GOVERNMENT HUMAN RESOURCES (IGHR)
3.0 Report By Branch of the National Government, by Geographical Distribution**

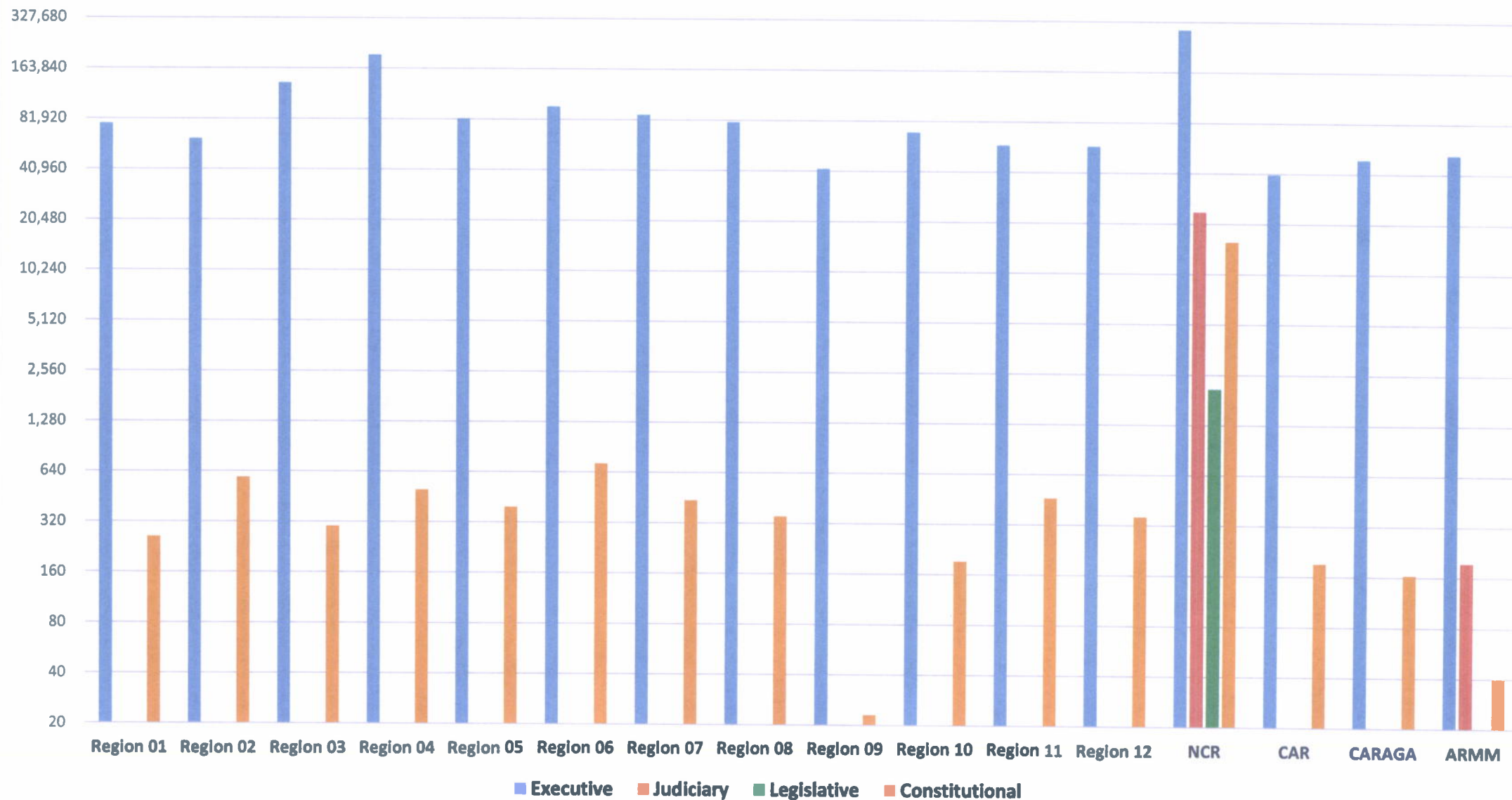


INVENTORY OF GOVERNMENT HUMAN RESOURCES (IGHR)**3.1 CAREER SERVICE - Report By Branch of the National Government, by Geographical Distribution**

PrintDate: July 18, 2016

Region	Executive	Judiciary	Legislative	Constitutional	Total
Region 01	76,265	-	-	260	76,525
Region 02	61,949	-	-	587	62,536
Region 03	133,789	-	-	301	134,090
Region 04	196,380	-	-	497	196,877
Region 05	81,982	-	-	394	82,376
Region 06	97,309	-	-	719	98,028
Region 07	87,213	-	-	435	87,648
Region 08	79,363	-	-	351	79,714
Region 09	42,019	-	-	23	42,042
Region 10	70,002	-	-	192	70,194
Region 11	58,949	-	-	461	59,410
Region 12	58,445	-	-	359	58,804
NCR	293,003	23,994	2,092	15,953	335,042
CAR	40,259	-	-	191	40,450
CARAGA	49,399	-	-	164	49,563
ARMM	52,917	194	-	40	53,151
Total	1,479,243	24,188	2,092	20,927	1,526,450

INVENTORY OF GOVERNMENT HUMAN RESOURCES (IGHR)
3.1 CAREER SERVICE - Report By Branch of the National Government, by Geographical Distribution

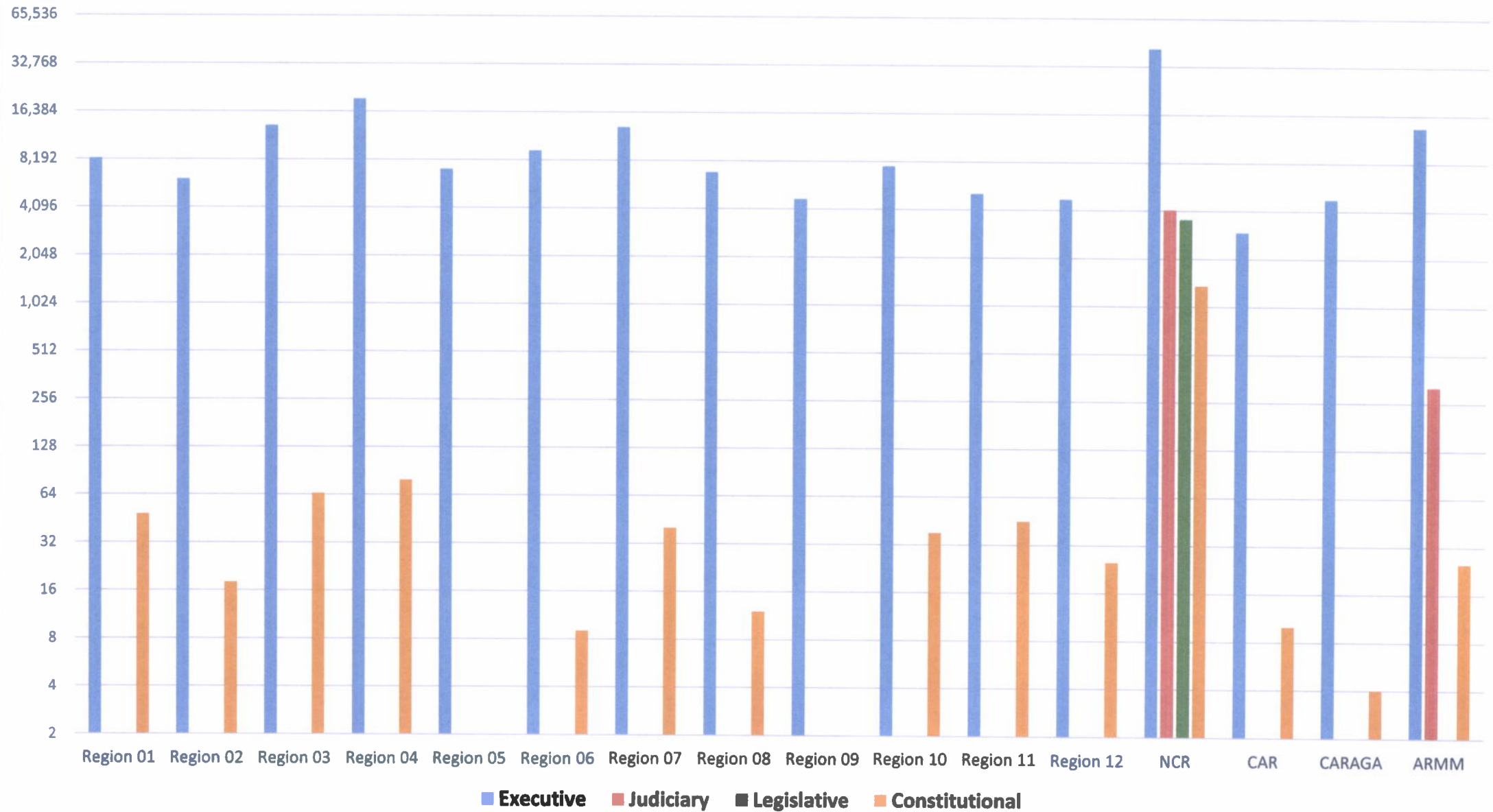


INVENTORY OF GOVERNMENT HUMAN RESOURCES (IGHR)**3.2 NON-CAREER SERVICE - Report By Branch of the National Government, by Geographical Distribution**

PrintDate: July 18, 2016

Region	Executive	Judiciary	Legislative	Constitutional	Total
Region 01	8,249	-	-	48	8,297
Region 02	6,121	-	-	18	6,139
Region 03	13,278	-	-	65	13,343
Region 04	19,561	-	-	79	19,640
Region 05	7,114	-	-	-	7,114
Region 06	9,309	-	-	9	9,318
Region 07	13,165	-	-	40	13,205
Region 08	6,885	-	-	12	6,897
Region 09	4,708	-	-	-	4,708
Region 10	7,626	-	-	38	7,664
Region 11	5,132	-	-	45	5,177
Region 12	4,764	-	-	25	4,789
NCR	42,363	4,137	3,591	1,381	51,472
CAR	2,987	-	-	10	2,997
CARAGA	4,824	-	-	4	4,828
ARMM	13,645	321	-	25	13,991
Total	169,731	4,458	3,591	1,799	179,579

**INVENTORY OF GOVERNMENT HUMAN RESOURCES (IGHR)
3.2 NON-CAREER SERVICE - Report By Branch of the National Government, by Geographical Distribution**

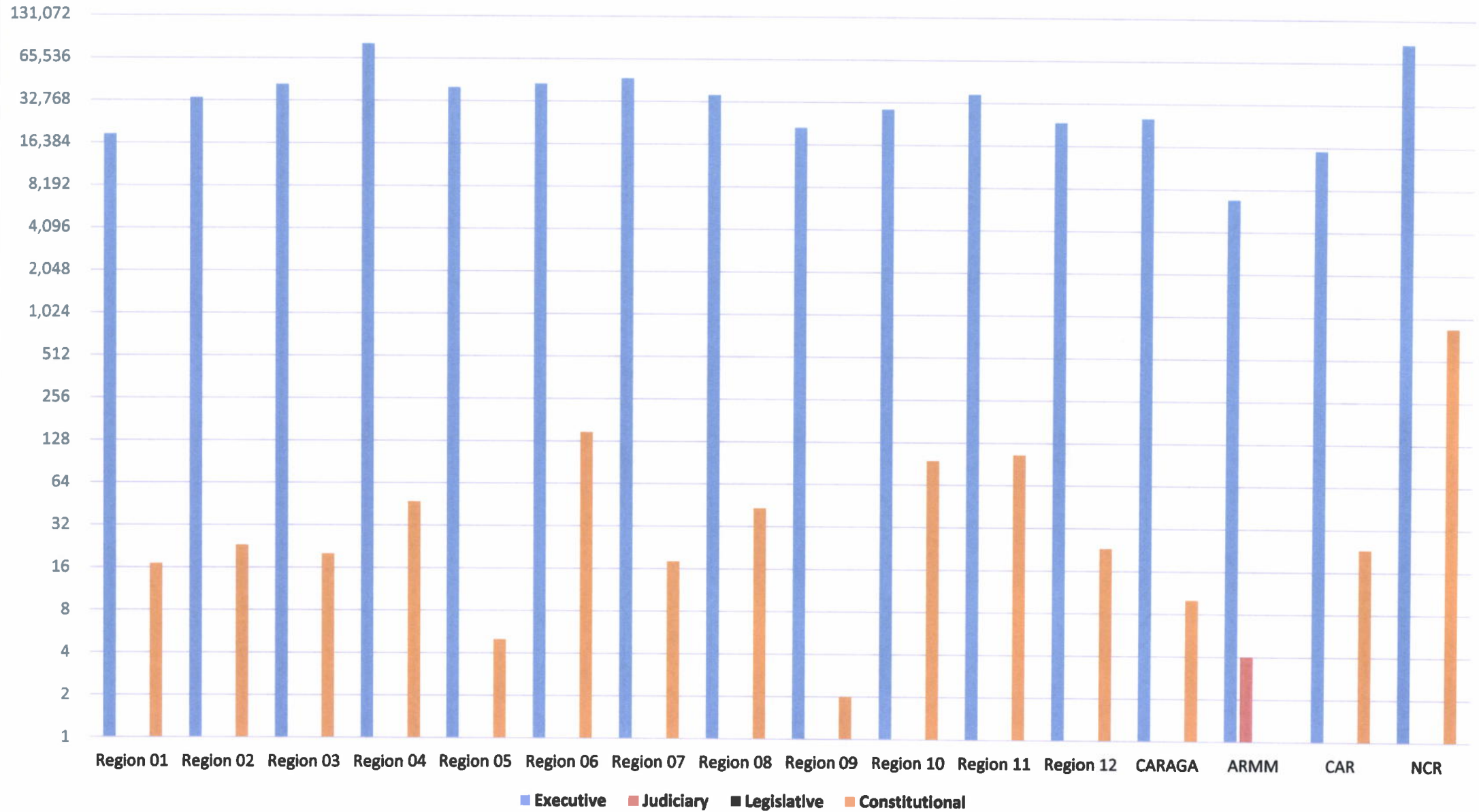


INVENTORY OF GOVERNMENT HUMAN RESOURCES (IGHR)**3.3 JO/COS - Report By Branch of the National Government, by Geographical Distribution**

PrintDate: July 18, 2016

Region	Executive	Judiciary	Legislative	Constitutional	Total
Region 01	18,787	-	-	17	18,804
Region 02	34,064	-	-	23	34,087
Region 03	42,492	-	-	20	42,512
Region 04	82,453	-	-	47	82,500
Region 05	40,588	-	-	5	40,593
Region 06	43,375	-	-	148	43,523
Region 07	47,489	-	-	18	47,507
Region 08	36,340	-	-	43	36,383
Region 09	21,541	-	-	2	21,543
Region 10	29,175	-	-	95	29,270
Region 11	37,488	-	-	105	37,593
Region 12	23,853	-	-	23	23,876
CARAGA	25,688	-	-	10	25,698
ARMM	6,894	4	-	-	6,898
CAR	15,418	-	-	23	15,441
NCR	88,074	-	-	860	88,934
Total	593,719	4	-	1,439	595,162

**INVENTORY OF GOVERNMENT HUMAN RESOURCES (IGHR)
3.3 JO/COS - Report By Branch of the National Government, by Geographical Distribution**

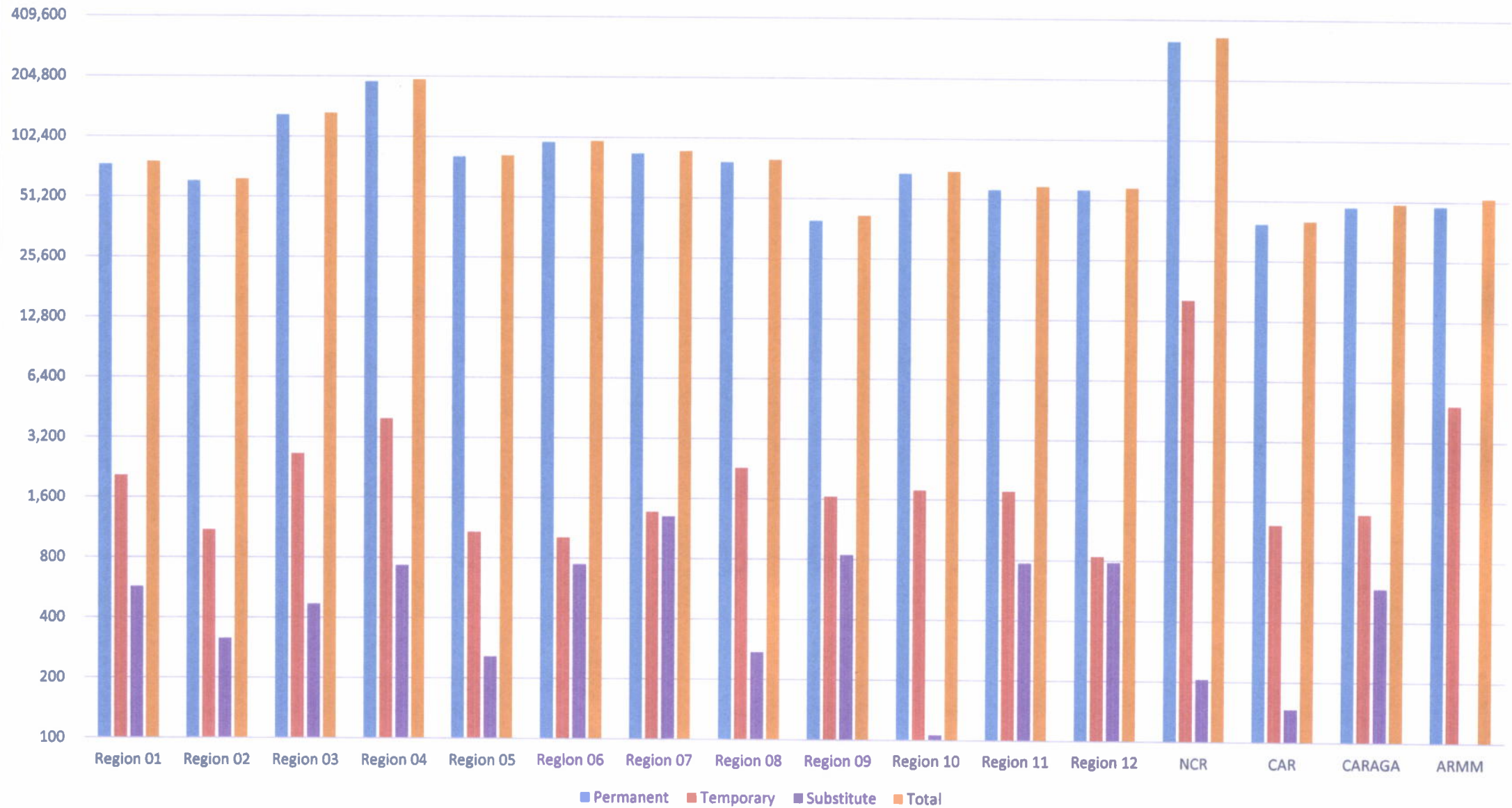


INVENTORY OF GOVERNMENT HUMAN RESOURCES (IGHR)**4.1 CAREER SERVICE - Report By Status of Appointment, by Geographical Distribution**

PrintDate: July 18, 2016

Region	Permanent	Temporary	Substitute	Total
Region 01	73,908	2,049	568	76,525
Region 02	61,126	1,096	314	62,536
Region 03	130,978	2,645	467	134,090
Region 04	192,182	3,965	730	196,877
Region 05	81,046	1,074	256	82,376
Region 06	96,274	1,011	743	98,028
Region 07	84,986	1,366	1,296	87,648
Region 08	77,163	2,278	273	79,714
Region 09	39,559	1,643	840	42,042
Region 10	68,312	1,776	106	70,194
Region 11	56,881	1,759	770	59,410
Region 12	57,186	837	781	58,804
NCR	318,632	16,205	205	335,042
CAR	39,087	1,217	146	40,450
CARAGA	47,599	1,379	585	49,563
ARMM	48,290	4,861	-	53,151
Total	1,473,209	45,161	8,080	1,526,450

**INVENTORY OF GOVERNMENT HUMAN RESOURCES (IGHR)
4.1 CAREER SERVICE - Report By Status of Appointment, by Geographical Distribution**



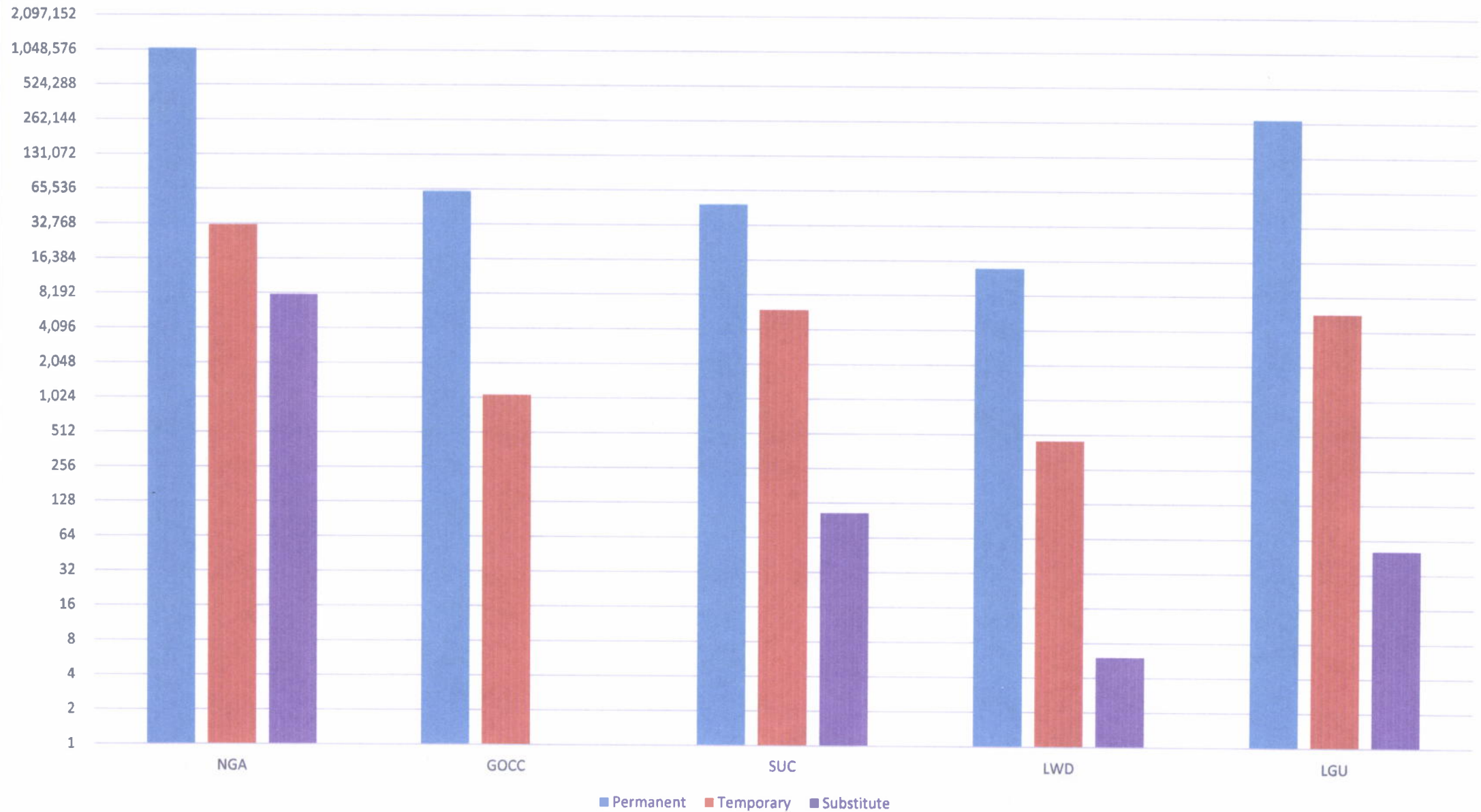
INVENTORY OF GOVERNMENT HUMAN RESOURCES (IGHR)

4.2 CAREER SERVICE - Report By Status of Appointment, by Major Subdivision

PrintDate: July 18, 2016

Major Subdivision	Permanent	Temporary	Substitute	Total
NGA	1,068,700	31,843	7,918	1,108,461
GOCC	62,240	1,076	1	63,317
SUC	48,976	6,016	104	55,096
LWD	14,056	451	6	14,513
LGU	279,237	5,775	51	285,063
Total	1,473,209	45,161	8,080	1,526,450

**INVENTORY OF GOVERNMENT HUMAN RESOURCES (IGHR)
4.2 CAREER SERVICE - Report By Status of Appointment, by Major Subdivision**

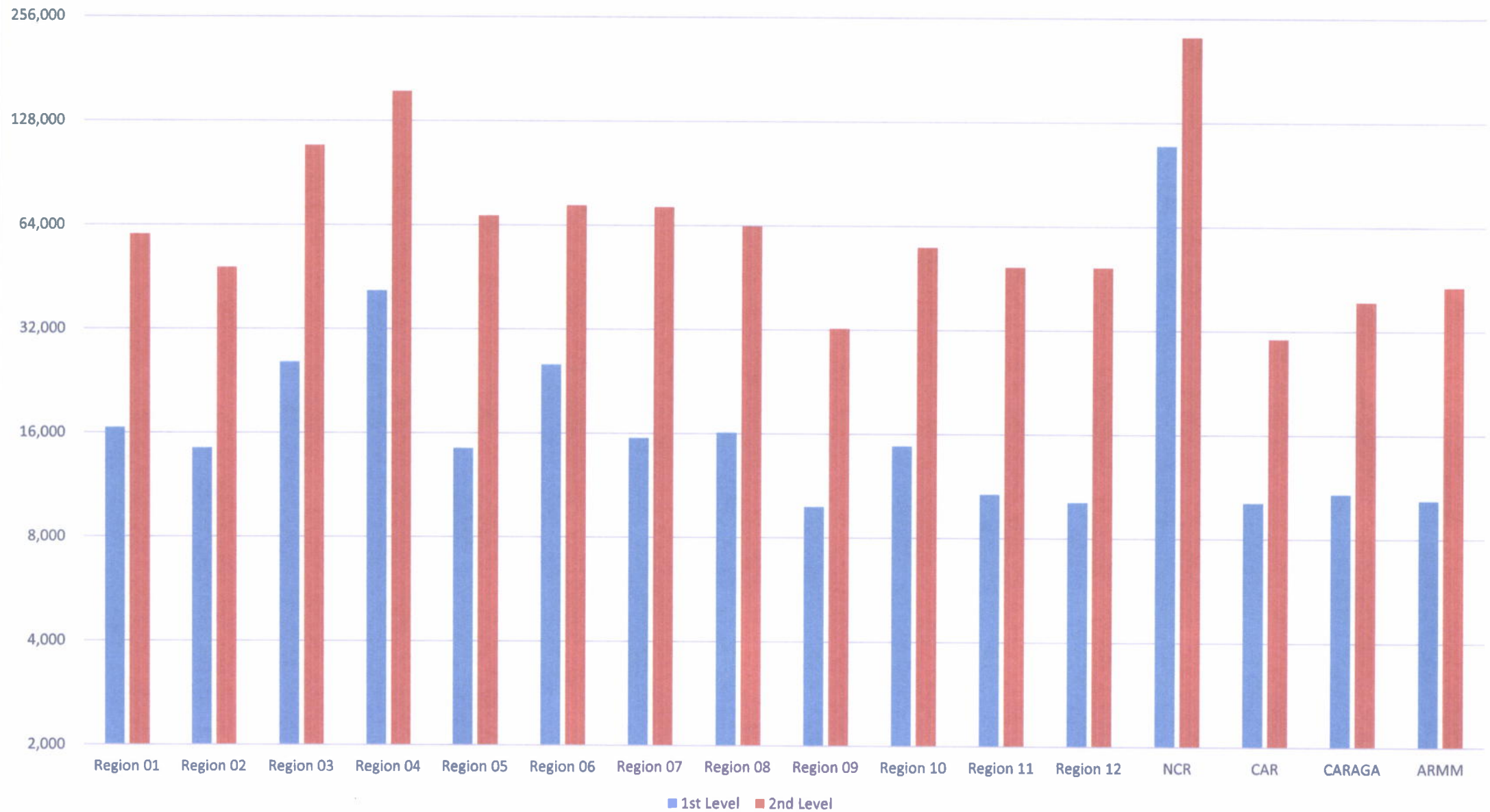


INVENTORY OF GOVERNMENT HUMAN RESOURCES (IGHR)**4.3 CAREER SERVICE - Report By Level of Position, by Geographical Distribution**

PrintDate: July 18, 2016

Region	1st Level	2nd Level	Total
Region 01	16,513	60,012	76,525
Region 02	14,420	48,116	62,536
Region 03	25,569	108,521	134,090
Region 04	41,212	155,665	196,877
Region 05	14,426	67,950	82,376
Region 06	25,170	72,858	98,028
Region 07	15,475	72,173	87,648
Region 08	16,081	63,633	79,714
Region 09	9,808	32,234	42,042
Region 10	14,731	55,463	70,194
Region 11	10,701	48,709	59,410
Region 12	10,153	48,651	58,804
NCR	109,346	225,696	335,042
CAR	10,147	30,303	40,450
CARAGA	10,760	38,803	49,563
ARMM	10,330	42,821	53,151
Total	354,842	1,171,608	1,526,450

**INVENTORY OF GOVERNMENT HUMAN RESOURCES (IGHR)
4.3 CAREER SERVICE - Report By Level of Position, by Geographical Distribution**



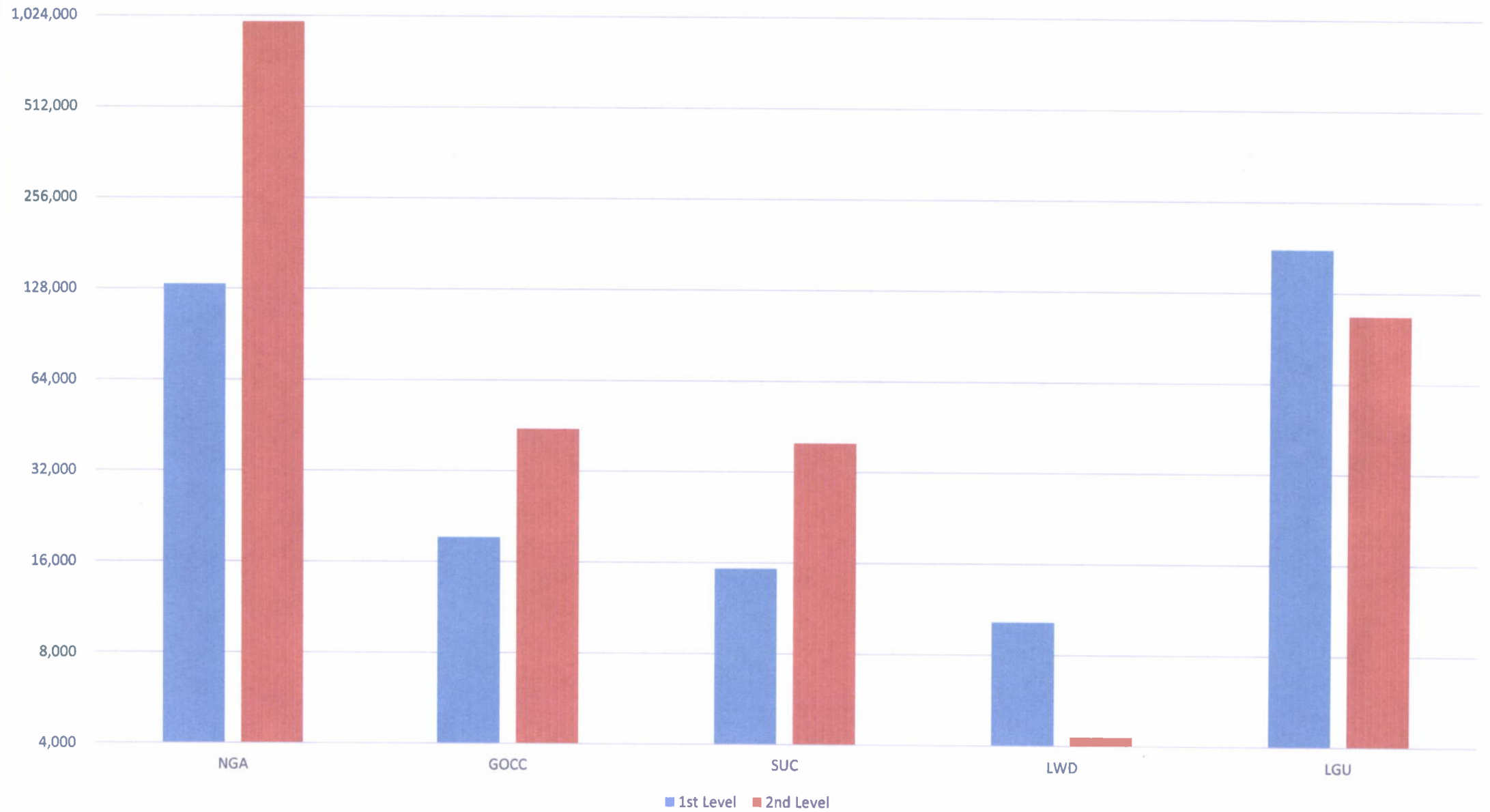
INVENTORY OF GOVERNMENT HUMAN RESOURCES (IGHR)

4.4 CAREER SERVICE - Report By Level of Position, by Major Subdivision

PrintDate: July 18, 2016

Major Subdivision	1st Level	2nd Level	Total
NGA	132,175	976,286	1,108,461
GOCC	19,220	44,097	63,317
SUC	15,250	39,846	55,096
LWD	10,242	4,271	14,513
LGU	177,955	107,108	285,063
Total	354,842	1,171,608	1,526,450

**INVENTORY OF GOVERNMENT HUMAN RESOURCES (IGHR)
4.4 CAREER SERVICE - Report By Level of Position, by Major Subdivision**



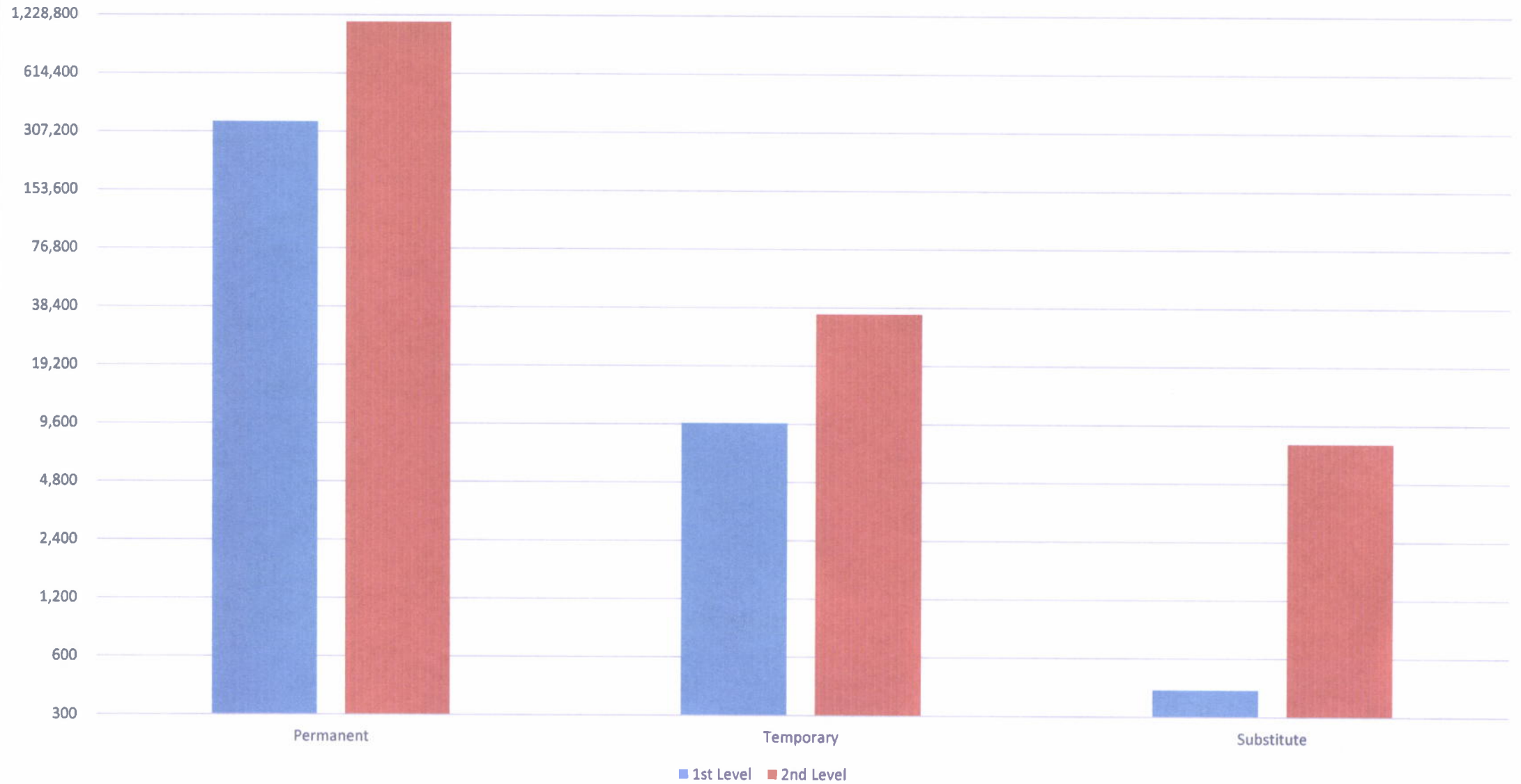
INVENTORY OF GOVERNMENT HUMAN RESOURCES (IGHR)

4.5 CAREER SERVICE - Report By Status of Appointment, by Level of Position

PrintDate: July 18, 2016

Level of Position	Permanent	Temporary	Substitute	Total
1st Level	344,758	9,672	412	354,842
2nd Level	1,128,451	35,489	7,668	1,171,608
Total	1,473,209	45,161	8,080	1,526,450

**INVENTORY OF GOVERNMENT HUMAN RESOURCES (IGHR)
4.5 CAREER SERVICE - Report By Status of Appointment, by Level of Position**

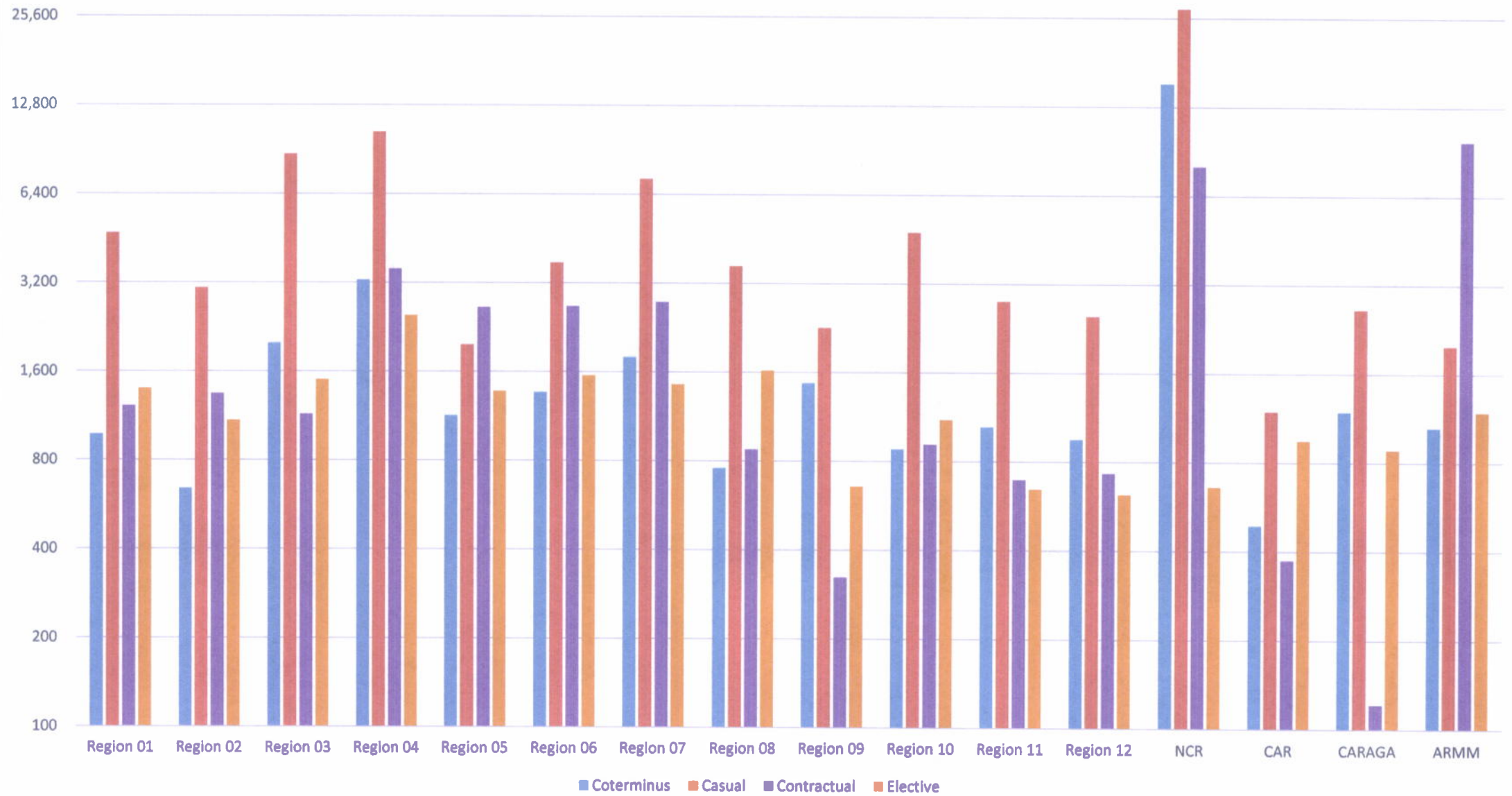


INVENTORY OF GOVERNMENT HUMAN RESOURCES (IGHR)**5.1 NON-CAREER SERVICE - Report By Status of Appointment, by Geographical Distribution**

PrintDate: July 19, 2016

Region	Coterminus	Casual	Contractual	Elective	Total
Region 01	976	4,702	1,220	1,399	8,297
Region 02	639	3,065	1,343	1,092	6,139
Region 03	1,990	8,707	1,145	1,501	13,343
Region 04	3,259	10,350	3,555	2,476	19,640
Region 05	1,134	1,970	2,637	1,373	7,114
Region 06	1,360	3,742	2,662	1,554	9,318
Region 07	1,789	7,205	2,757	1,454	13,205
Region 08	754	3,650	873	1,620	6,897
Region 09	1,467	2,263	322	656	4,708
Region 10	879	4,766	912	1,107	7,664
Region 11	1,047	2,792	693	645	5,177
Region 12	952	2,488	730	619	4,789
NCR	15,316	27,479	8,018	659	51,472
CAR	487	1,190	372	948	2,997
CARAGA	1,187	2,636	121	884	4,828
ARMM	1,049	1,985	9,770	1,187	13,991
Total	34,285	88,990	37,130	19,174	179,579

**INVENTORY OF GOVERNMENT HUMAN RESOURCES (IGHR)
5.1 NON-CAREER SERVICE - Report By Status of Appointment, by Geographical Distribution**



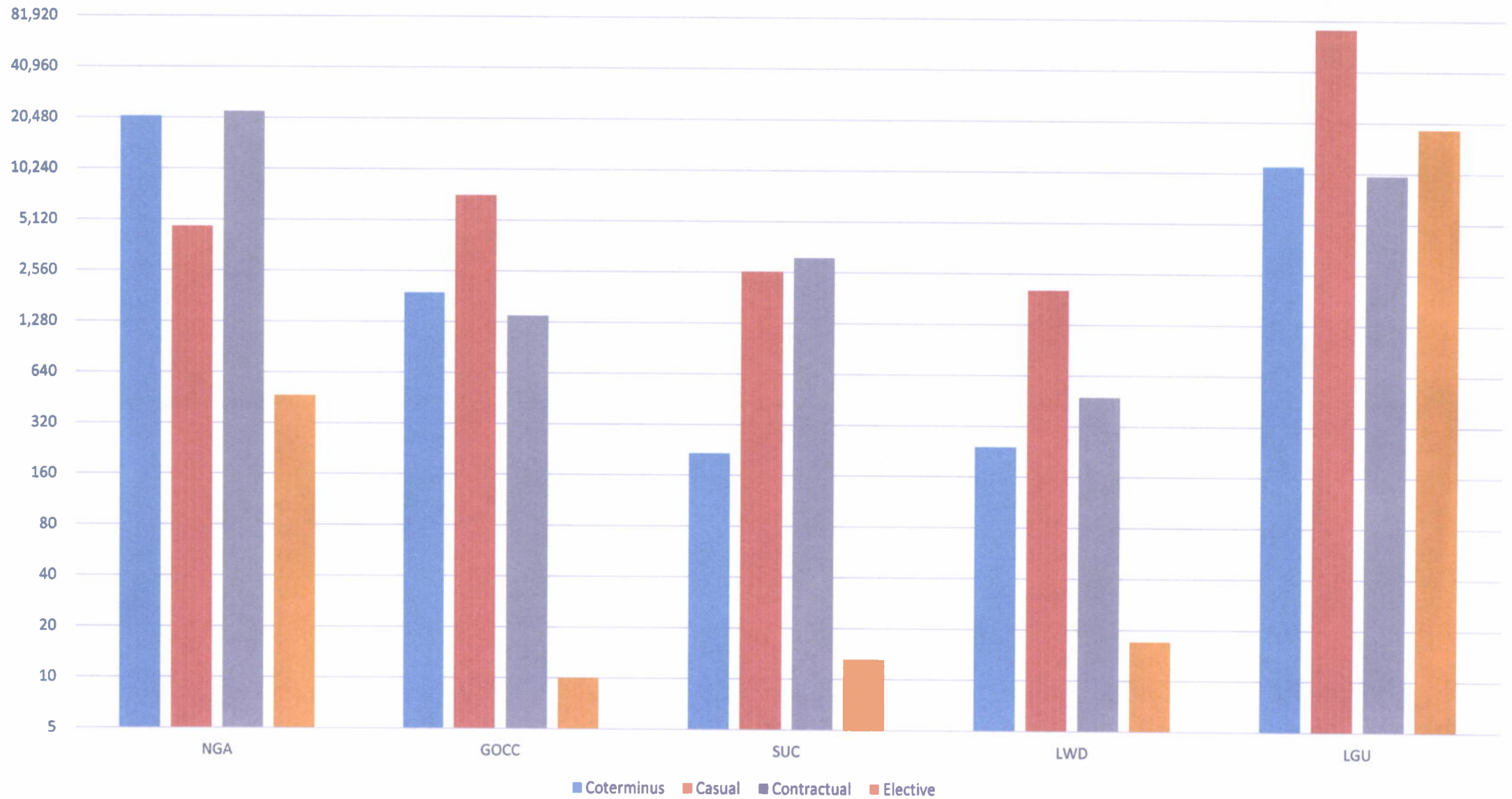
INVENTORY OF GOVERNMENT HUMAN RESOURCES (IGHR)

5.2 NON-CAREER SERVICE - Report By Status of Appointment, by Major Subdivision

PrintDate: July 19, 2016

Major Subdivision	Coterminus	Casual	Contractual	Elective	Total
NGA	20,781	4,653	22,275	465	48,174
GOCC	1,891	7,156	1,392	10	10,449
SUC	215	2,581	3,111	13	5,920
LWD	240	2,038	475	17	2,770
LGU	11,158	72,562	9,877	18,669	112,266
Total	34,285	88,990	37,130	19,174	179,579

**INVENTORY OF GOVERNMENT HUMAN RESOURCES (IGHR)
5.2 NON-CAREER SERVICE - Report By Status of Appointment, by Major Subdivision**



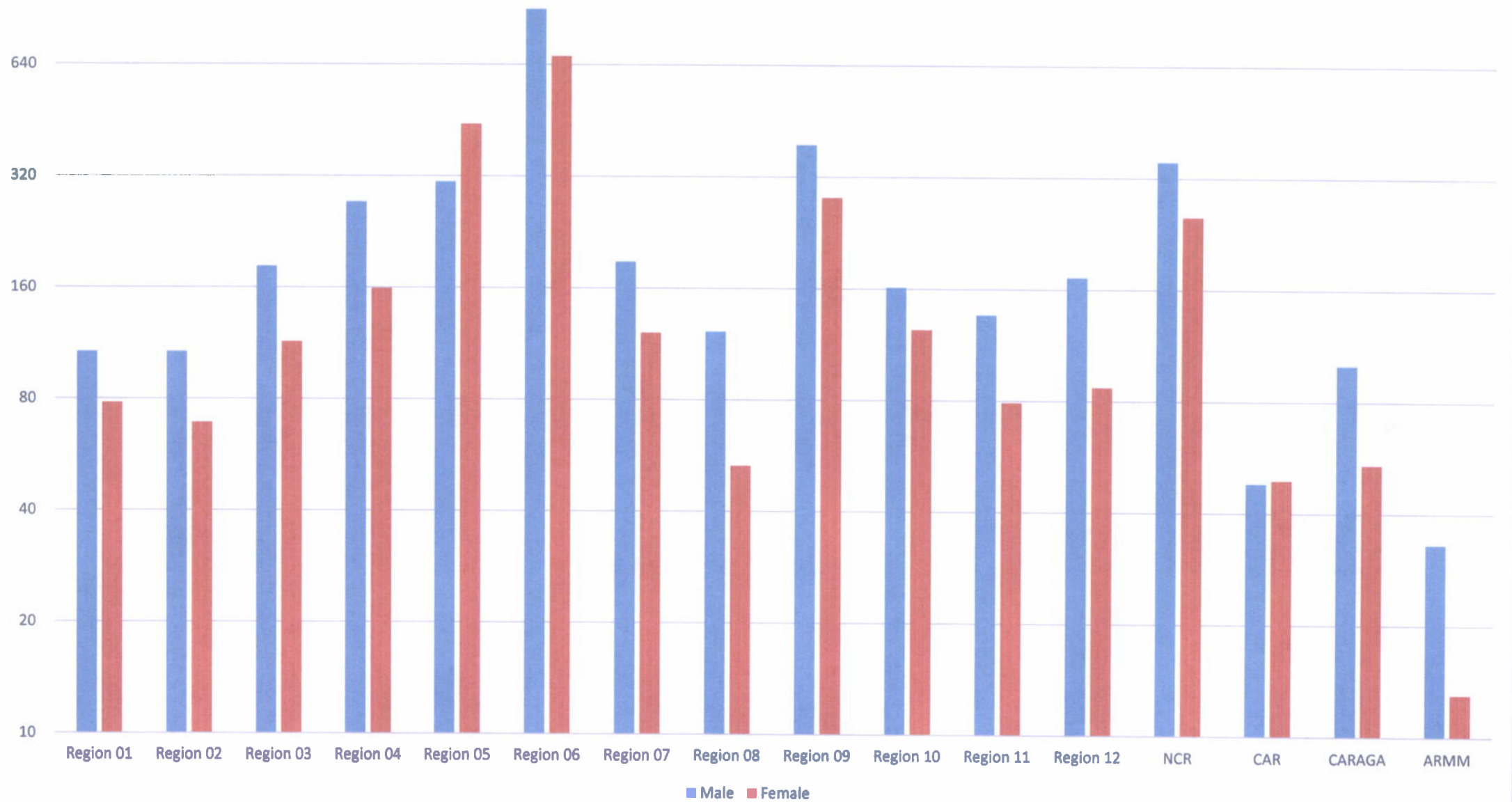
INVENTORY OF GOVERNMENT HUMAN RESOURCES (IGHR)

6.0 Persons with Disability (PWD) - Report by Geographical Distribution

PrintDate: July 19, 2016

Region	Male	Female	Total
Region 01	107	78	185
Region 02	107	69	176
Region 03	182	114	296
Region 04	272	159	431
Region 05	308	442	750
Region 06	901	674	1,575
Region 07	188	121	309
Region 08	122	53	175
Region 09	390	281	671
Region 10	161	124	285
Region 11	136	79	215
Region 12	172	87	259
NCR	353	251	604
CAR	48	49	97
CARAGA	100	54	154
ARMM	33	13	46
Total	3,580	2,648	6,228

**INVENTORY OF GOVERNMENT HUMAN RESOURCES (IGHR)
6.0 Persons with Disability (PWD) - Report by Geographical Distribution**



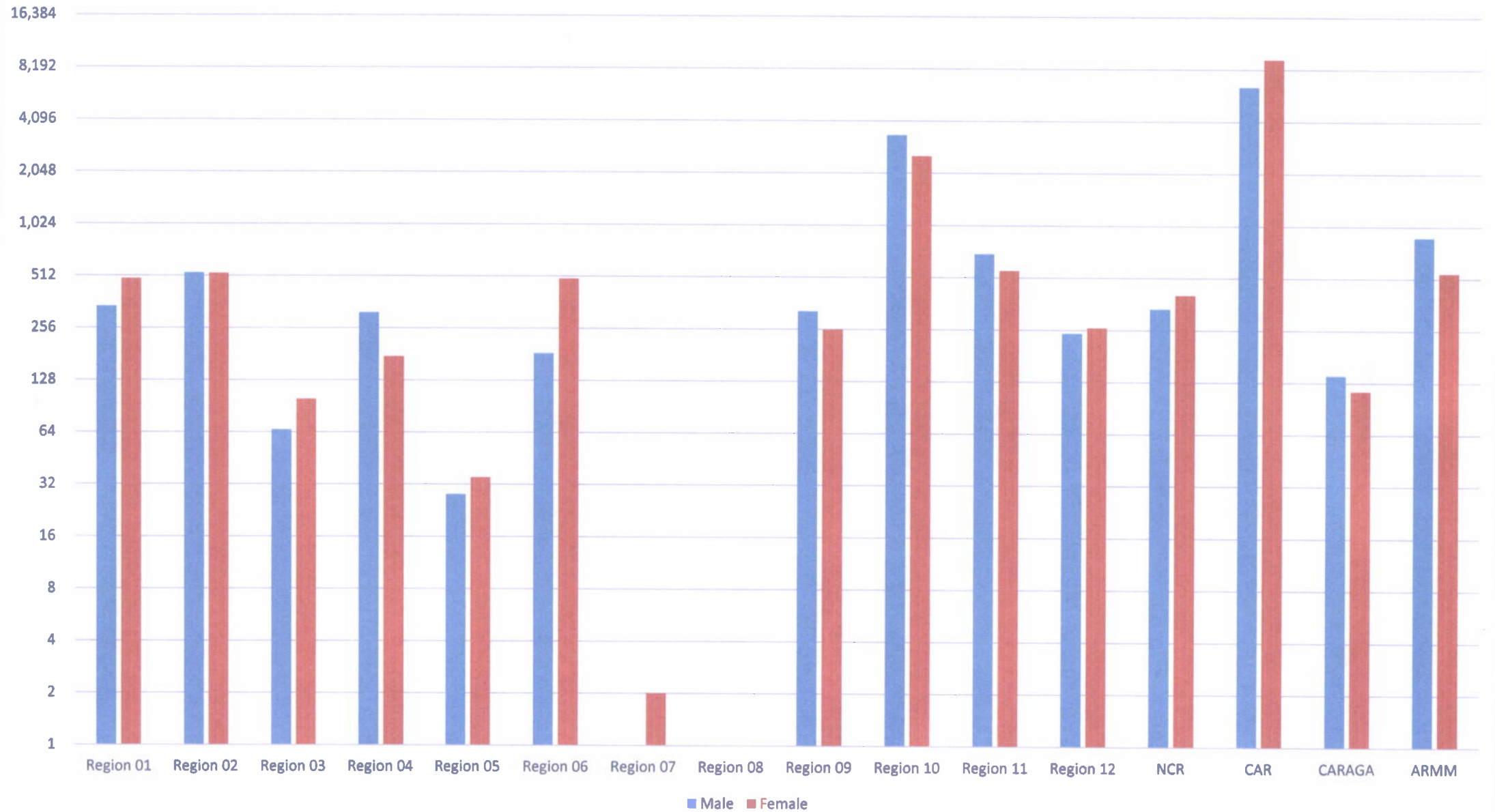
INVENTORY OF GOVERNMENT HUMAN RESOURCES (IGHR)

7.0 Indigenous Group - Report by Geographical Distribution

PrintDate: July 19, 2016

Region	Male	Female	Total
Region 01	340	491	831
Region 02	530	527	1,057
Region 03	66	99	165
Region 04	313	175	488
Region 05	28	35	63
Region 06	183	493	676
Region 07	-	2	2
Region 08	1	-	1
Region 09	324	255	579
Region 10	3,383	2,570	5,953
Region 11	700	560	1,260
Region 12	244	263	507
NCR	338	407	745
CAR	6,457	9,351	15,808
CARAGA	140	114	254
ARMM	880	547	1,427
Total	13,927	15,889	29,816

**INVENTORY OF GOVERNMENT HUMAN RESOURCES (IGHR)
7.0 Indigenous Group - Report by Geographical Distribution**



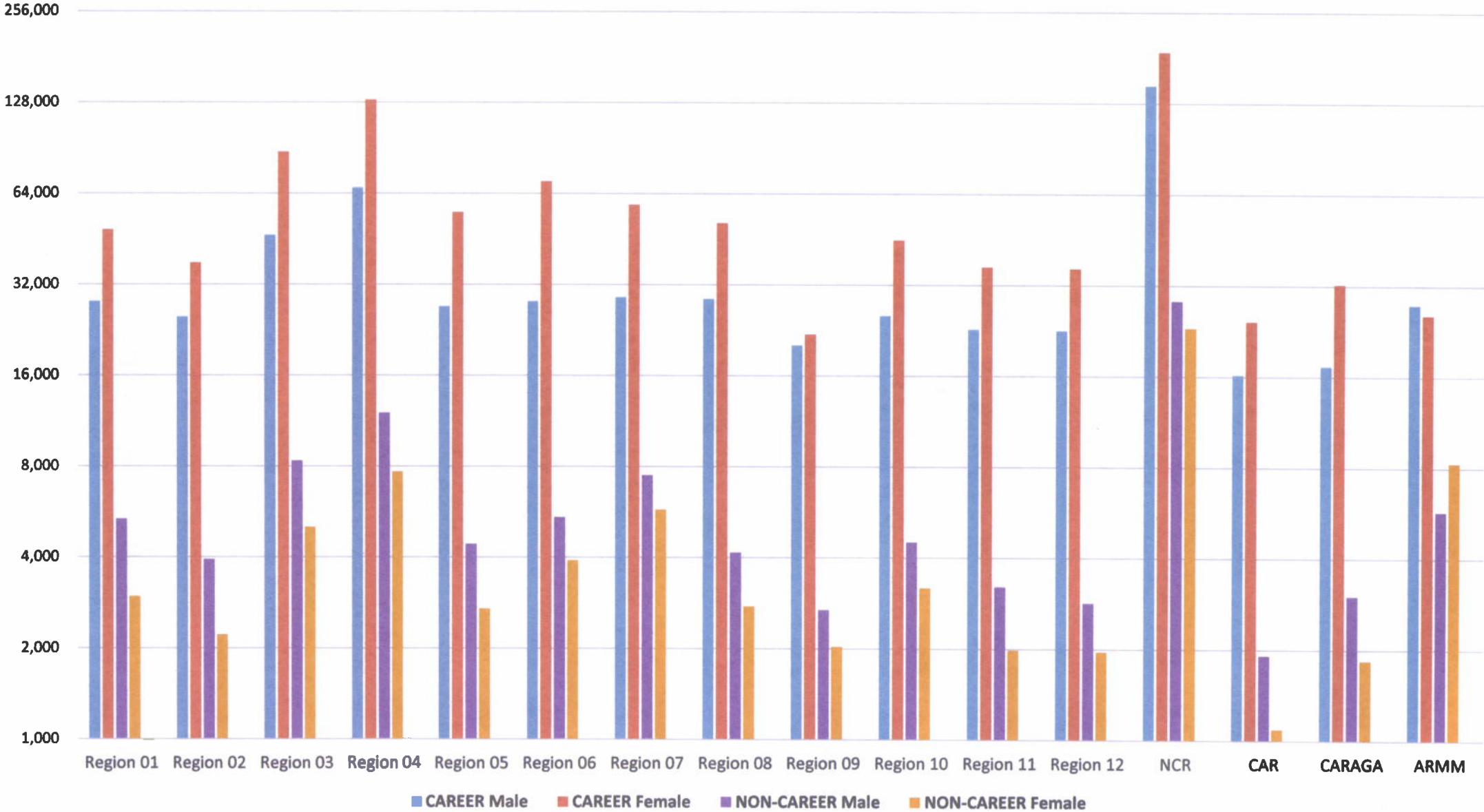
INVENTORY OF GOVERNMENT HUMAN RESOURCES (IGHR)

8.0 Report By Sex - by Classification of Position, by Geographical Distribution

PrintDate: July 19, 2016

REGION	CAREER		Sub-Total	NON-CAREER		Sub-Total	TOTAL	
	Male	Female		Male	Female		Male	Female
Region 01	28,046	48,479	76,525	5,338	2,959	8,297	33,384	51,438
Region 02	24,920	37,616	62,536	3,924	2,215	6,139	28,844	39,831
Region 03	46,398	87,692	134,090	8,321	5,022	13,343	54,719	92,714
Region 04	66,595	130,282	196,877	11,982	7,658	19,640	78,577	137,940
Region 05	26,981	55,395	82,376	4,414	2,700	7,114	31,395	58,095
Region 06	28,052	69,976	98,028	5,418	3,900	9,318	33,470	73,876
Region 07	28,976	58,672	87,648	7,464	5,741	13,205	36,440	64,413
Region 08	28,624	51,090	79,714	4,146	2,751	6,897	32,770	53,841
Region 09	20,146	21,896	42,042	2,681	2,027	4,708	22,827	23,923
Region 10	25,226	44,968	70,194	4,496	3,168	7,664	29,722	48,136
Region 11	22,783	36,627	59,410	3,195	1,982	5,177	25,978	38,609
Region 12	22,573	36,231	58,804	2,831	1,958	4,789	25,404	38,189
NCR	146,200	188,842	335,042	28,370	23,102	51,472	174,570	211,944
CAR	16,164	24,286	40,450	1,908	1,089	2,997	18,072	25,375
CARAGA	17,285	32,278	49,563	2,991	1,837	4,828	20,276	34,115
ARMM	27,589	25,562	53,151	5,703	8,288	13,991	33,292	33,850
TOTAL	576,558	949,892	1,526,450	103,182	76,397	179,579	679,740	1,026,289
GRAND TOTAL							1,706,029	

**INVENTORY OF GOVERNMENT HUMAN RESOURCES (IGHR)
8.0 Report By Sex - by Classification of Position, by Geographical Distribution**



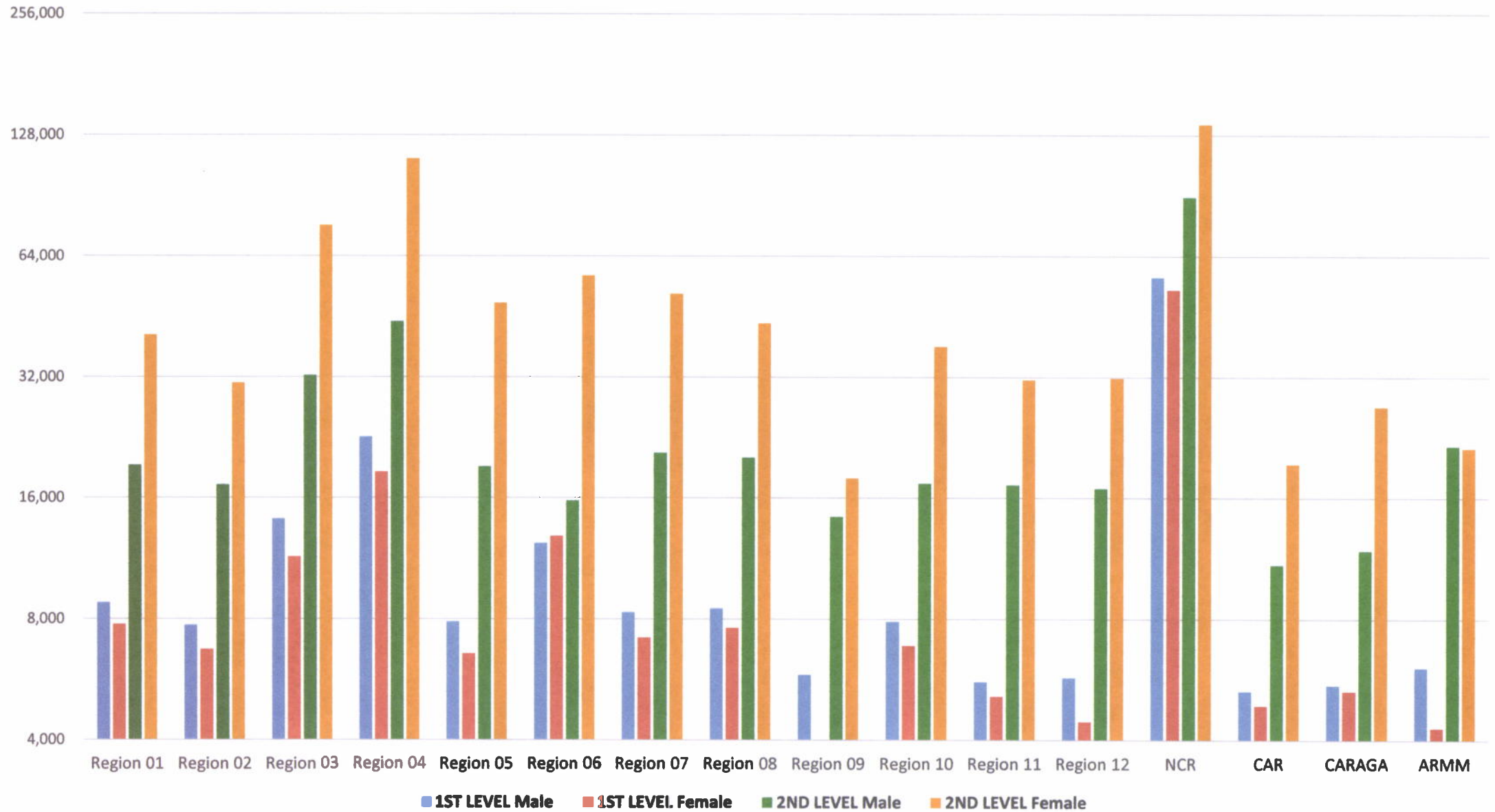
INVENTORY OF GOVERNMENT HUMAN RESOURCES (IGHR)

8.1 CAREER SERVICE - Report By Sex, by Level of Position, by Geographical Distribution

PrintDate: July 19, 2016

REGION	1ST LEVEL		Sub-Total	2ND LEVEL		Sub-Total	TOTAL	
	Male	Female		Male	Female		Male	Female
Region 01	8,766	7,747	16,513	19,280	40,732	60,012	28,046	48,479
Region 02	7,706	6,714	14,420	17,214	30,902	48,116	24,920	37,616
Region 03	14,168	11,401	25,569	32,230	76,291	108,521	46,398	87,692
Region 04	22,674	18,538	41,212	43,921	111,744	155,665	66,595	130,282
Region 05	7,868	6,558	14,426	19,113	48,837	67,950	26,981	55,395
Region 06	12,330	12,840	25,170	15,722	57,136	72,858	28,052	69,976
Region 07	8,294	7,181	15,475	20,682	51,491	72,173	28,976	58,672
Region 08	8,483	7,598	16,081	20,141	43,492	63,633	28,624	51,090
Region 09	5,808	4,000	9,808	14,338	17,896	32,234	20,146	21,896
Region 10	7,871	6,860	14,731	17,355	38,108	55,463	25,226	44,968
Region 11	5,573	5,128	10,701	17,210	31,499	48,709	22,783	36,627
Region 12	5,711	4,442	10,153	16,862	31,789	48,651	22,573	36,231
NCR	56,627	52,719	109,346	89,573	136,123	225,696	146,200	188,842
CAR	5,281	4,866	10,147	10,883	19,420	30,303	16,164	24,286
CARAGA	5,470	5,290	10,760	11,815	26,988	38,803	17,285	32,278
ARMM	6,048	4,282	10,330	21,541	21,280	42,821	27,589	25,562
TOTAL	188,678	166,164	354,842	387,880	783,728	1,171,608	576,558	949,892
GRAND TOTAL							1,526,450	

**INVENTORY OF GOVERNMENT HUMAN RESOURCES (IGHR)
8.1 CAREER SERVICE - Report By Sex, by Level of Position, by Geographical Distribution**



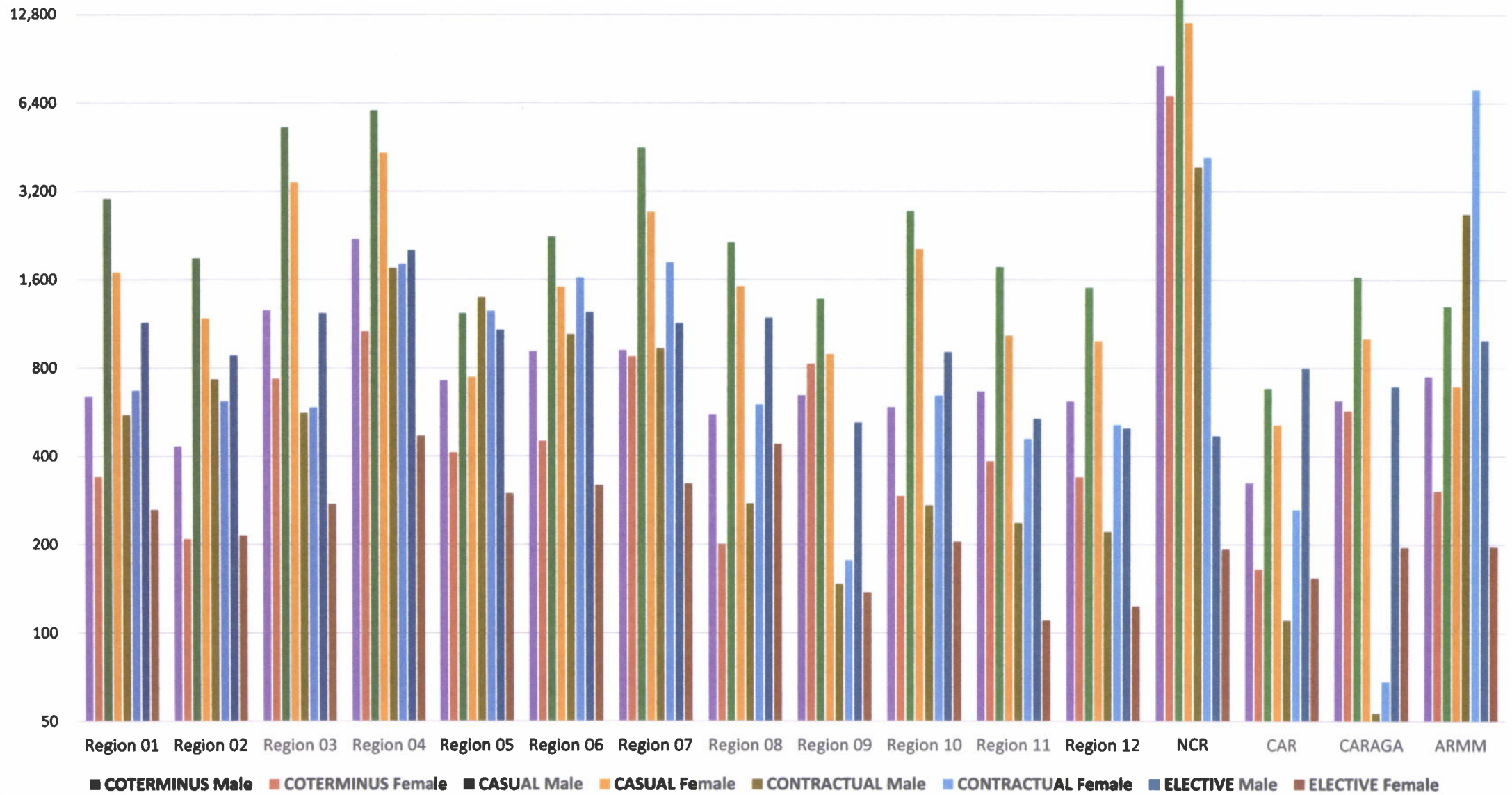
INVENTORY OF GOVERNMENT HUMAN RESOURCES (IGHR)

8.2 NON-CAREER SERVICE - Report By Sex, by Level of Position, by Geographical Distribution

PrintDate: July 19, 2016

REGION	COTERMINUS		Sub-Total	CASUAL		Sub-Total	CONTRACTUAL		Sub-Total	ELECTIVE		Sub-Total	TOTAL	
	Male	Female		Male	Female		Male	Female		Male	Female		Male	Female
Region 01	637	339	976	3,012	1,690	4,702	552	668	1,220	1,137	262	1,399	5,338	2,959
Region 02	431	208	639	1,886	1,179	3,065	729	614	1,343	878	214	1,092	3,924	2,215
Region 03	1,257	733	1,990	5,277	3,430	8,707	560	585	1,145	1,227	274	1,501	8,321	5,022
Region 04	2,196	1,063	3,259	6,029	4,321	10,350	1,749	1,806	3,555	2,008	468	2,476	11,982	7,658
Region 05	724	410	1,134	1,226	744	1,970	1,389	1,248	2,637	1,075	298	1,373	4,414	2,700
Region 06	910	450	1,360	2,232	1,510	3,742	1,039	1,623	2,662	1,237	317	1,554	5,418	3,900
Region 07	917	872	1,789	4,485	2,720	7,205	929	1,828	2,757	1,133	321	1,454	7,464	5,741
Region 08	554	200	754	2,135	1,515	3,650	275	598	873	1,182	438	1,620	4,146	2,751
Region 09	643	824	1,467	1,373	890	2,263	146	176	322	519	137	656	2,681	2,027
Region 10	587	292	879	2,735	2,031	4,766	271	641	912	903	204	1,107	4,496	3,168
Region 11	664	383	1,047	1,760	1,032	2,792	236	457	693	535	110	645	3,195	1,982
Region 12	614	338	952	1,501	987	2,488	220	510	730	496	123	619	2,831	1,958
NCR	8,553	6,763	15,316	15,493	11,986	27,479	3,857	4,161	8,018	467	192	659	28,370	23,102
CAR	323	164	487	680	510	1,190	110	262	372	795	153	948	1,908	1,089
CARAGA	617	570	1,187	1,632	1,004	2,636	53	68	121	689	195	884	2,991	1,837
ARMM	746	303	1,049	1,294	691	1,985	2,672	7,098	9,770	991	196	1,187	5,703	8,288
TOTAL	20,373	13,912	34,285	52,750	36,240	88,990	14,787	22,343	37,130	15,272	3,902	19,174	103,182	76,397
GRAND TOTAL												179,579		

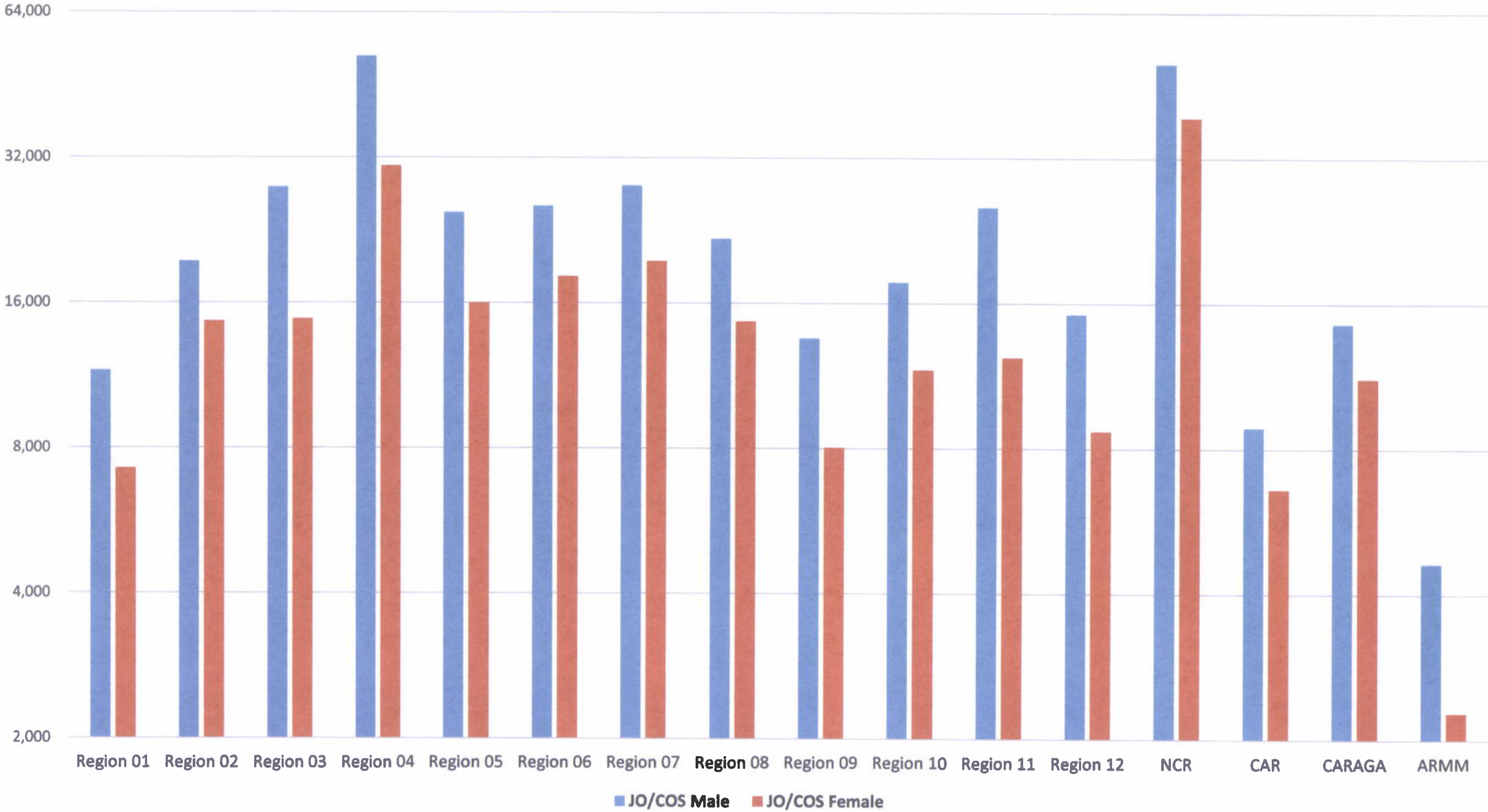
**INVENTORY OF GOVERNMENT HUMAN RESOURCES (IGHR)
8.2 NON-CAREER SERVICE - Report By Sex, by Level of Position, by Geographical Distribution**



INVENTORY OF GOVERNMENT HUMAN RESOURCE SYSTEM (IGHRS)
8.3 JO/COS - Report By Sex, by Level of Position, by Geographical Distribution
 PrintDate: July 19, 2016

REGION	JO/COS		Total
	Male	Female	
Region 01	11,559	7,245	18,804
Region 02	19,445	14,642	34,087
Region 03	27,714	14,798	42,512
Region 04	51,795	30,705	82,500
Region 05	24,605	15,988	40,593
Region 06	25,380	18,143	43,523
Region 07	27,982	19,525	47,507
Region 08	21,735	14,648	36,383
Region 09	13,512	8,031	21,543
Region 10	17,650	11,620	29,270
Region 11	25,248	12,345	37,593
Region 12	15,182	8,694	23,876
NCR	50,135	38,799	88,934
CAR	8,855	6,586	15,441
CARAGA	14,524	11,174	25,698
ARMM	4,625	2,273	6,898
TOTAL	359,946	235,216	595,162

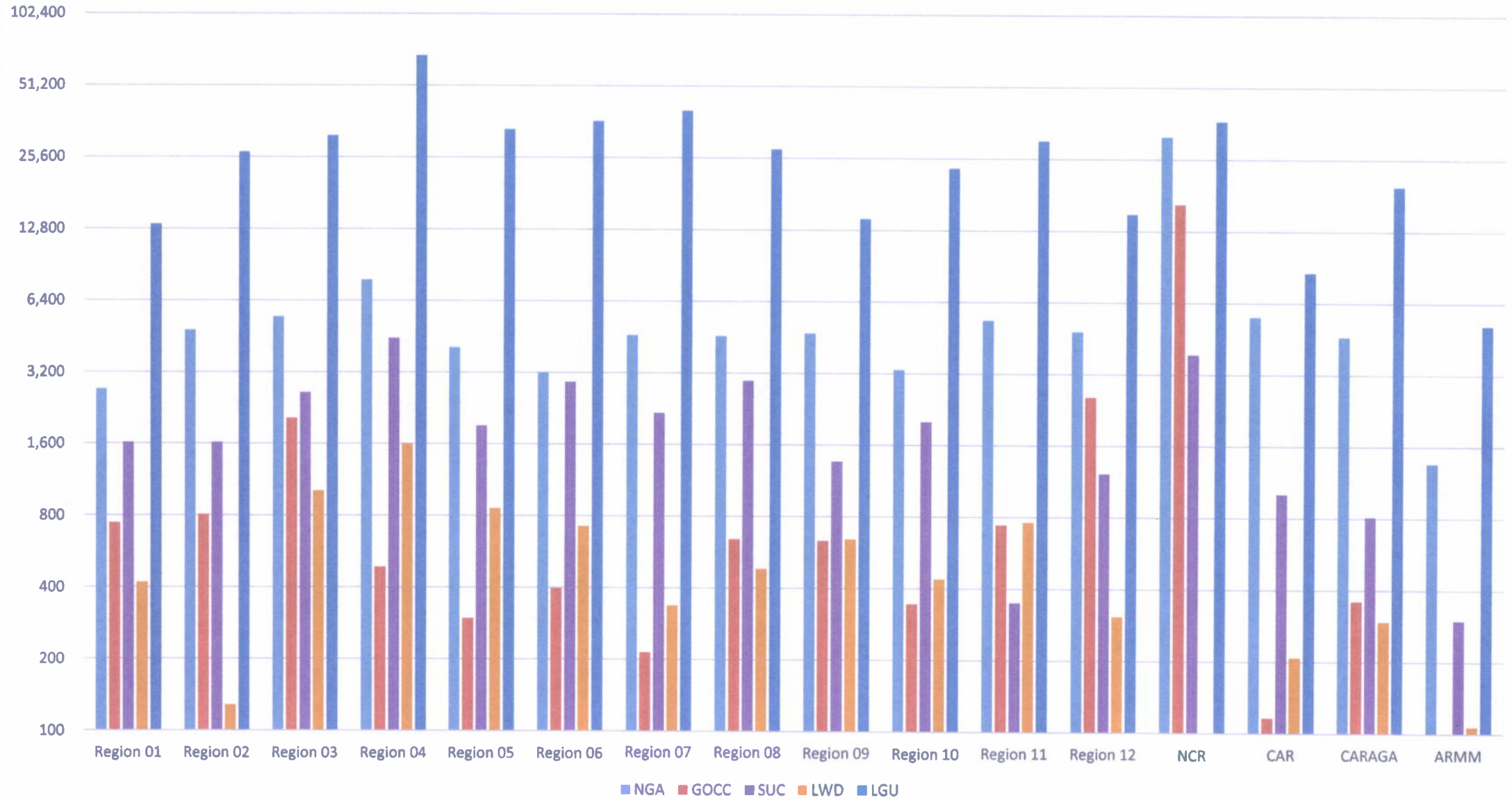
**INVENTORY OF GOVERNMENT HUMAN RESOURCES (IGHR)
8.3 JO/COS - Report By Sex, by Level of Position, by Geographical Distribution**



INVENTORY OF GOVERNMENT HUMAN RESOURCES (IGHR)**9.0 Job Order/Contract of Service - Report By Major Subdivision, by Geographical Distribution**

Region	NGA	GOCC	SUC	LWD	LGU	Total
Region 01	2,707	743	1,616	418	13,320	18,804
Region 02	4,790	806	1,615	128	26,748	34,087
Region 03	5,453	2,046	2,621	1,013	31,379	42,512
Region 04	7,803	485	4,431	1,598	68,183	82,500
Region 05	4,055	296	1,905	858	33,479	40,593
Region 06	3,189	396	2,914	723	36,301	43,523
Region 07	4,591	214	2,163	337	40,202	47,507
Region 08	4,561	639	2,961	481	27,741	36,383
Region 09	4,696	631	1,360	642	14,214	21,543
Region 10	3,301	344	1,999	437	23,189	29,270
Region 11	5,352	739	349	759	30,394	37,593
Region 12	4,810	2,554	1,217	307	14,988	23,876
NCR	31,718	16,525	3,858	-	36,833	88,934
CAR	5,572	116	1,004	208	8,541	15,441
CARAGA	4,601	358	809	295	19,635	25,698
ARMM	1,354	-	298	107	5,139	6,898
Sub-Total	98,553	26,892	31,120	8,311	430,286	595,162

**INVENTORY OF GOVERNMENT HUMAN RESOURCES (IGHR)
9.0 Job Order/Contract of Service - Report By Major Subdivision, by Geographical Distribution**



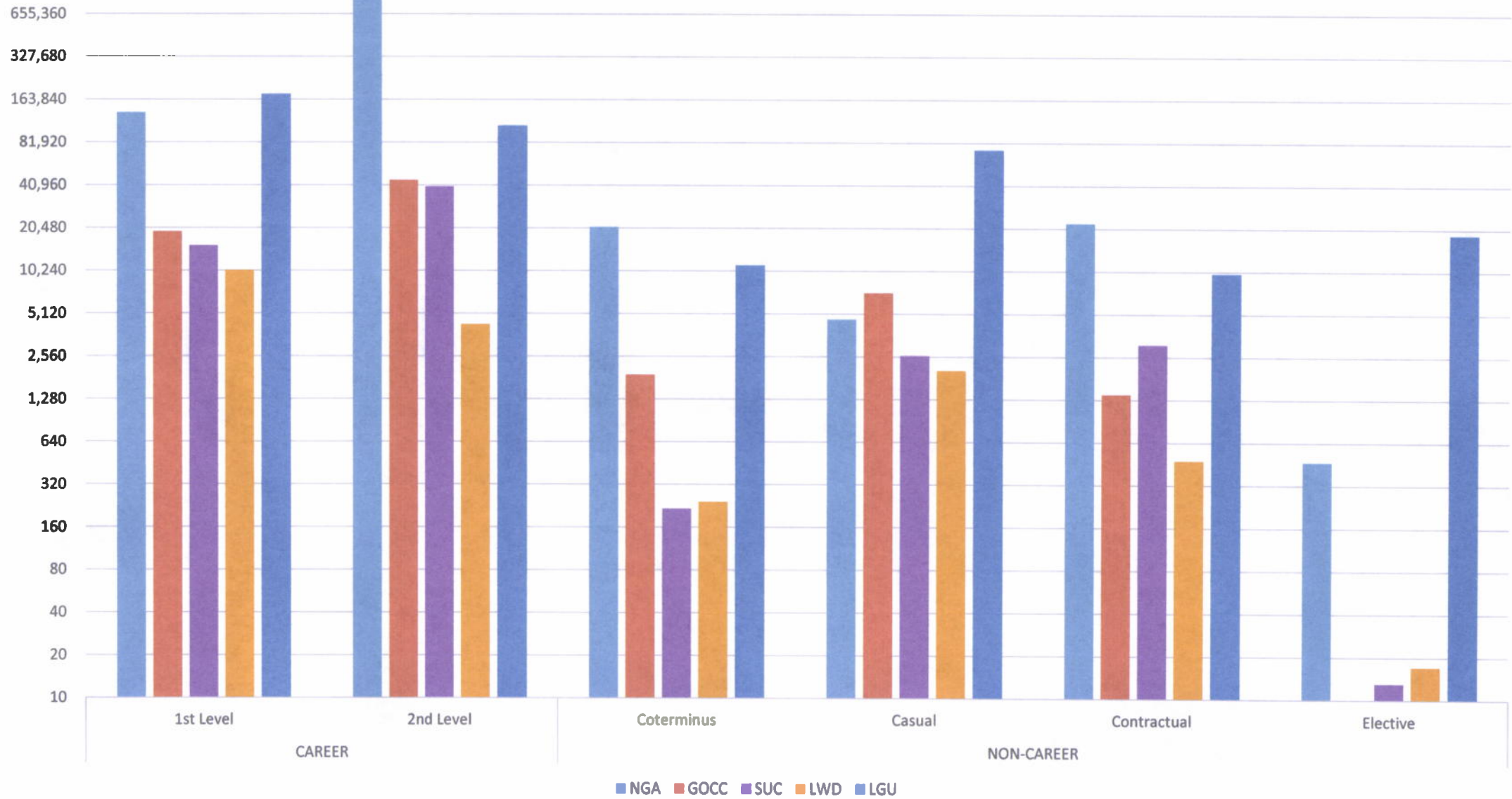
INVENTORY OF GOVERNMENT HUMAN RESOURCES (IGHR)

10.0 Report By Level of Position, by Major Subdivision

PrintDate: July 20, 2016

Major Subdivision	CAREER			NON-CAREER					TOTAL
	1st Level	2nd Level	Sub-Total	Coterminus	Casual	Contractual	Elective	Sub-Total	
NGA	132,175	976,286	1,108,461	20,781	4,653	22,275	465	48,174	1,156,635
GOCC	19,220	44,097	63,317	1,891	7,156	1,392	10	10,449	73,766
SUC	15,250	39,846	55,096	215	2,581	3,111	13	5,920	61,016
LWD	10,242	4,271	14,513	240	2,038	475	17	2,770	17,283
LGU	177,955	107,108	285,063	11,158	72,562	9,877	18,669	112,266	397,329
Total	354,842	1,171,608	1,526,450	34,285	88,990	37,130	19,174	179,579	1,706,029

**INVENTORY OF GOVERNMENT HUMAN RESOURCES (IGHR)
10.0 Report By Level of Position, by Major Subdivision**



INVENTORY OF GOVERNMENT HUMAN RESOURCES (IGHR)

10.1 NGA - Detailed Agency report by Classification, by Level of Position, by Gender

PrintDate: July 20, 2016

No.	DEPARTMENT / AGENCY	CAREER							NON-CAREER													Job-Order (Contract of Service)			GRAND TOTAL
		1st Level			2nd Level			Total	Coterminus			Casual			Contractual			Elective			Total	Male	Female	TOTAL	
		Male	Female	Sub-Total	Male	Female	Sub-Total		Male	Female	Sub-Total	Male	Female	Sub-Total	Male	Female	Sub-Total	Male	Female	Sub-Total					
1	CIVIL SERVICE COMMISSION	142	93	235	288	589	875	1,110	9	8	17	2	-	2	4	-	4	-	-	-	23	23	24	47	1,180
2	COMMISSION ON AUDIT	474	440	914	2,937	6,408	9,348	10,289	10	13	23	-	-	-	-	-	-	-	-	-	23	21	12	33	10,316
3	COMMISSION ON ELECTIONS	1,879	2,655	4,534	1,383	1,688	3,071	7,606	71	51	122	715	429	1,144	11	14	25	-	-	-	1,291	625	469	1,094	9,990
4	COMMISSION ON HUMAN RIGHTS OF THE PHILIPPINES	115	104	219	245	206	451	670	37	49	86	10	8	18	13	12	25	1	-	1	130	33	13	46	846
5	CONGRESS OF THE PHILIPPINES	459	200	659	620	906	1,526	2,185	1,450	1,419	2,869	161	83	244	156	172	328	226	87	313	3,754	-	-	-	5,939
6	DEPARTMENT OF AGRARIAN REFORM	554	761	1,315	2,322	3,952	6,274	7,589	323	305	628	-	-	-	49	30	79	-	-	-	707	752	625	1,377	9,673
7	DEPARTMENT OF AGRICULTURE	2,048	1,567	3,615	3,502	4,353	7,855	11,470	445	221	666	13	12	25	403	223	626	-	-	-	1,317	5,316	3,529	8,845	21,632
8	DEPARTMENT OF BUDGET AND MANAGEMENT	90	40	130	223	614	837	967	37	39	76	-	-	-	179	111	290	-	-	-	366	103	102	205	1,538
9	DEPARTMENT OF EDUCATION	9,598	10,681	20,279	132,571	558,988	691,559	711,838	1,792	656	2,448	458	333	791	191	124	315	-	-	-	3,554	3,577	1,919	5,496	720,888
10	DEPARTMENT OF ENERGY	76	52	128	243	275	518	646	13	12	25	-	-	-	-	-	-	-	1	1	26	88	91	179	851
11	DEPARTMENT OF ENVIRONMENT AND NATURAL RESOURCES	4,909	3,767	8,666	3,670	3,888	7,558	18,224	531	336	868	110	150	260	309	266	575	-	-	-	1,701	4,504	2,784	7,286	26,213
12	DEPARTMENT OF FINANCE	2,412	1,800	4,012	7,296	5,830	13,126	17,138	122	114	236	3	4	7	18	43	61	-	-	-	304	833	606	1,439	18,881
13	DEPARTMENT OF FOREIGN AFFAIRS	449	494	943	309	498	807	1,750	10	10	20	17	9	26	347	397	744	-	-	-	790	23	20	43	2,583
14	DEPARTMENT OF HEALTH	6,360	6,859	13,219	9,334	17,216	26,550	39,769	297	173	470	57	70	127	695	7,367	8,062	-	-	-	8,659	5,829	7,406	13,235	61,863
15	DEPARTMENT OF JUSTICE	4,158	3,827	7,985	3,761	4,368	8,129	16,114	1,583	1,019	2,602	6	12	18	127	177	304	-	-	-	2,924	426	289	715	19,753
16	DEPARTMENT OF LABOR AND EMPLOYMENT	866	857	1,723	1,857	2,725	4,582	6,305	138	130	268	46	50	96	116	112	228	-	-	-	592	1,023	1,048	2,071	8,968
17	DEPARTMENT OF NATIONAL DEFENSE	2,042	2,884	4,926	980	2,604	3,584	8,510	509	175	684	9	6	15	107	89	196	-	-	-	895	812	359	1,171	10,576
18	DEPARTMENT OF PUBLIC WORKS AND HIGHWAYS	2,677	1,452	4,129	4,833	2,793	7,626	11,755	1,298	451	1,749	27	5	32	4	2	6	-	-	-	1,787	17,953	4,428	22,381	35,923
19	DEPARTMENT OF SCIENCE AND TECHNOLOGY	811	478	1,289	986	1,253	2,239	3,528	134	78	212	-	-	-	19	11	30	-	-	-	242	1,059	826	1,885	6,655
20	DEPARTMENT OF SOCIAL WELFARE AND DEVELOPMENT	496	701	1,197	364	1,332	1,696	2,893	465	1,391	1,856	17	44	61	2,420	5,620	8,040	-	-	-	9,957	4,547	8,242	12,789	26,639
21	DEPARTMENT OF THE INTERIOR AND TOURISM	8,885	11,662	20,547	126,753	28,982	155,735	176,282	113	58	171	2	9	11	20	37	57	69	13	82	321	1,067	698	1,765	178,368
22	DEPARTMENT OF TOURISM	116	61	177	144	281	425	602	104	44	148	33	3	36	-	1	1	-	-	-	185	229	197	426	1,213
23	DEPARTMENT OF TRADE AND INDUSTRY	169	190	359	767	1,442	2,209	2,568	112	49	161	-	4	4	35	37	72	2	2	4	241	444	509	953	3,762
24	DEPARTMENT OF TRANSPORTATION AND COMMUNICATIONS	3,289	1,688	4,977	2,013	1,460	3,473	8,450	67	57	124	37	37	74	772	653	1,425	-	-	-	1,623	4,501	2,457	6,958	17,031
25	METROPOLITAN MANILA DEVELOPMENT AUTHORITY	1,932	693	2,625	229	161	390	3,015	4	4	8	579	45	624	-	-	-	-	-	-	632	2,061	783	2,844	6,491
26	NATIONAL ECONOMIC AND DEVELOPMENT AUTHORITY	306	534	840	1,036	1,589	2,625	3,485	36	17	53	4	5	9	14	29	43	-	-	-	105	1,024	1,434	2,458	6,028
27	OFFICE OF THE OMBUDSMAN	164	229	393	331	466	797	1,190	79	90	169	-	-	-	-	-	-	-	-	-	169	119	100	219	1,578
28	OFFICE OF THE PRESIDENT	254	46	300	87	136	223	623	157	105	262	-	-	-	-	-	-	-	1	1	263	-	-	-	786
29	OFFICE OF THE VICE PRESIDENT	14	3	17	16	29	45	62	17	4	21	5	4	9	7	7	14	1	-	1	45	18	12	30	137
30	OTHER EXECUTIVE OFFICES	1,293	901	2,194	2,422	2,967	5,389	7,583	240	147	387	20	23	43	195	182	377	19	17	36	843	1,050	835	1,885	10,311
31	PRESIDENTIAL COMMUNICATIONS OPERATIONS OFFICE	608	252	860	339	485	824	1,684	8	2	10	5	-	5	6	3	9	-	-	-	24	215	103	318	2,026

INVENTORY OF GOVERNMENT HUMAN RESOURCES (IGHR)

10.1 NGA - Detailed Agency report by Classification, by Level of Position, by Gender

PrintDate: July 20, 2016

No.	DEPARTMENT / AGENCY	CAREER							NON-CAREER												Job-Order (Contract of Service)			GRAND TOTAL	
		1st Level			2nd Level			Total	Coterminus			Casual			Contractual			Elective			Total	Male	Female		TOTAL
		Male	Female	Sub-Total	Male	Female	Sub-Total		Male	Female	Sub-Total	Male	Female	Sub-Total	Male	Female	Sub-Total	Male	Female	Sub-Total					
32	THE JUDICIARY	7,655	10,758	18,413	1,757	3,824	5,581	23,994	1,614	1,578	3,192	710	135	845	66	34	100	-	-	-	4,137	-	-	-	28,131
33	ARMM-OFFICE OF THE REGIONAL GOVERNOR	61	60	121	59	87	146	267	40	20	60	63	58	121	15	15	30	2	-	2	213	204	122	326	806
34	CAGAYAN ECONOMIC ZONE AUTHORITY	6	6	12	18	15	33	45	1	1	2	5	1	6	-	-	-	-	-	-	8	-	-	-	53
35	NATIONAL PROSECUTION SERVICE	31	58	89	21	59	80	169	-	-	-	-	-	-	-	-	-	-	-	-	-	3	5	8	177
36	NAYONG PILIPINO FOUNDATION	-	-	-	1	1	2	2	1	-	1	-	-	-	-	-	-	-	-	-	1	-	-	-	3
37	OFFICE FOR SOUTHERN CULTURAL COMMUNITIES - ARMM	6	10	16	11	14	25	41	1	-	1	-	-	-	-	-	-	-	-	-	1	10	10	20	62
38	OFFICE OF THE REGIONAL STATE PROSECUTOR	17	14	31	6	1	7	38	-	-	-	-	-	-	-	-	-	-	-	-	-	4	-	4	42
39	REGIONAL LEGISLATIVE ASSEMBLY - ARMM	55	32	87	32	37	69	156	39	49	88	-	-	-	130	79	209	19	5	24	321	-	-	-	477
TOTAL		65,476	66,699	132,175	313,764	662,522	976,286	1,108,461	11,907	8,874	20,781	3,114	1,539	4,653	6,428	15,847	22,275	340	125	465	48,174	58,496	40,057	98,553	1,255,188

INVENTORY OF GOVERNMENT HUMAN RESOURCES (IGHR)

10.1b NGA (Exec. Offices)- Detailed Agency report by Classification, by Level of Position, by Gender

PrintDate: July 20, 2016

No.	DEPARTMENT / AGENCY	CAREER							NON-CAREER												Job-Order			GRAND TOTAL	
		1st Level			2nd Level			Total	Coterminus			Casual			Contractual			Elective			Total	(Contract of Service)			
		Male	Female	Sub-Total	Male	Female	Sub-Total		Male	Female	Sub-Total	Male	Female	Sub-Total	Male	Female	Sub-Total	Male	Female	Sub-Total		Male	Female		TOTAL
1	DEPARTMENT OF AGRARIAN REFORM	554	761	1,315	2,322	3,952	6,274	7,589	323	305	628	-	-	-	49	30	79	-	-	-	707	752	625	1,377	9,673
2	DEPARTMENT OF AGRICULTURE	2,048	1,567	3,615	3,502	4,353	7,855	11,470	445	221	666	13	12	25	403	223	626	-	-	-	1,317	5,316	3,529	8,845	21,632
3	DEPARTMENT OF BUDGET AND MANAGEMENT	90	40	130	223	614	837	967	37	39	76	-	-	-	179	111	290	-	-	-	366	103	102	205	1,538
4	DEPARTMENT OF EDUCATION	9,598	10,881	20,279	132,571	558,988	691,559	711,838	1,792	656	2,448	458	333	791	191	124	315	-	-	-	3,554	3,577	1,919	5,496	720,886
5	DEPARTMENT OF ENERGY	76	52	128	243	275	518	646	13	12	25	-	-	-	-	-	-	-	1	1	26	88	91	179	851
6	DEPARTMENT OF ENVIRONMENT AND NATURAL RESOURCES	4,909	3,757	8,666	3,670	3,888	7,558	16,224	531	335	866	110	150	260	309	266	575	-	-	-	1,701	4,504	2,784	7,288	25,213
7	DEPARTMENT OF FINANCE	2,412	1,600	4,012	7,296	5,830	13,126	17,138	122	114	236	3	4	7	18	43	61	-	-	-	304	833	606	1,439	18,881
8	DEPARTMENT OF FOREIGN AFFAIRS	449	494	943	309	498	807	1,750	10	10	20	17	9	26	347	397	744	-	-	-	790	23	20	43	2,583
9	DEPARTMENT OF HEALTH	6,360	6,859	13,219	9,334	17,216	26,550	39,769	297	173	470	57	70	127	695	7,367	8,062	-	-	-	8,659	5,829	7,406	13,235	61,663
10	DEPARTMENT OF JUSTICE	4,158	3,827	7,985	3,761	4,368	8,129	16,114	1,583	1,019	2,602	6	12	18	127	177	304	-	-	-	2,924	426	289	715	19,753
11	DEPARTMENT OF LABOR AND EMPLOYMENT	866	857	1,723	1,857	2,725	4,582	6,305	138	130	268	46	50	96	116	112	228	-	-	-	592	1,023	1,048	2,071	8,968
12	DEPARTMENT OF NATIONAL DEFENSE	2,042	2,884	4,926	980	2,604	3,584	8,510	509	175	684	9	6	15	107	89	196	-	-	-	895	812	359	1,171	10,576
13	DEPARTMENT OF PUBLIC WORKS AND HIGHWAYS	2,677	1,452	4,129	4,833	2,793	7,626	11,755	1,298	451	1,749	27	5	32	4	2	6	-	-	-	1,787	17,953	4,428	22,381	35,923
14	DEPARTMENT OF SCIENCE AND TECHNOLOGY	811	478	1,289	986	1,253	2,239	3,528	134	78	212	-	-	-	19	11	30	-	-	-	242	1,059	826	1,885	5,655
15	DEPARTMENT OF SOCIAL WELFARE AND DEVELOPMENT	496	701	1,197	364	1,332	1,696	2,893	465	1,391	1,856	17	44	61	2,420	5,620	8,040	-	-	-	9,957	4,547	8,242	12,789	25,639
16	DEPARTMENT OF THE INTERIOR AND LOCAL GOVERNMENT	8,885	11,662	20,547	126,753	28,982	155,735	176,282	113	58	171	2	9	11	20	37	57	69	13	82	321	1,067	698	1,765	178,368
17	DEPARTMENT OF TOURISM	116	61	177	144	281	425	602	104	44	148	33	3	36	-	1	1	-	-	-	185	229	197	426	1,213
18	DEPARTMENT OF TRADE AND INDUSTRY	169	190	359	767	1,442	2,209	2,568	112	49	161	-	4	4	35	37	72	2	2	4	241	444	509	953	3,762
19	DEPARTMENT OF TRANSPORTATION AND COMMUNICATIONS	3,269	1,688	4,977	2,013	1,460	3,473	8,450	67	57	124	37	37	74	772	653	1,425	-	-	-	1,623	4,501	2,457	6,958	17,031
TOTAL		50,005	49,611	99,616	301,928	642,854	944,782	1,044,398	8,093	5,317	13,410	835	748	1,583	5,811	15,300	21,111	71	16	87	36,191	53,086	36,135	89,221	1,169,810

INVENTORY OF GOVERNMENT HUMAN RESOURCES (IGHR)

10.2 GOCC - Detailed Agency report by Classification, by Level of Position, by Gender

PrintDate: July 20, 2016

No.	DEPARTMENT / AGENCY	CAREER							NON-CAREER													Job-Order (Contract of Service)			GRAND TOTAL	
		1st Level			2nd Level			Total	Coterminus			Casual			Contractual			Elective			Total	Male	Female	TOTAL		
		Male	Female	Sub-Total	Male	Female	Sub-Total		Male	Female	Sub-Total	Male	Female	Sub-Total	Male	Female	Sub-Total	Male	Female	Sub-Total						
1	AL-AMANAH ISLAMIC INVESTMENT BANK OF THE PHILIPPINES	8	16	24	13	45	58	82	-	-	-	-	-	-	-	-	2	2	1	-	1	3	10	-	10	96
2	AURORA PACIFIC ECONOMIC AND FREEPORT ZONE AUTHORITY	5	1	6	13	10	23	29	3	1	4	-	-	-	-	-	-	-	-	-	-	4	42	12	54	87
3	AUTHORITY OF FREEPORT AREA OF BATAAN	22	11	33	36	44	80	113	6	3	9	-	-	-	-	-	-	-	-	-	-	9	31	2	33	156
4	BANGKO SENTRAL NG PILIPINAS	564	47	611	2,039	2,213	4,252	4,863	29	14	43	-	-	-	223	168	391	-	-	-	-	434	-	-	-	5,297
5	BASES CONVERSION DEVELOPMENT AUTHORITY	28	12	40	50	57	107	147	-	-	-	-	-	-	-	-	-	-	-	-	-	-	-	-	-	147
6	CEBU PORT AUTHORITY	44	27	71	58	35	93	164	2	4	6	-	-	-	-	-	-	-	-	-	-	6	-	-	-	170
7	CREDIT INFORMATION CORPORATION	3	2	5	7	7	14	19	1	-	1	-	-	-	-	-	-	-	-	-	-	1	4	8	12	32
8	CULTURAL CENTER OF THE PHILIPPINES	51	17	68	61	81	142	210	35	23	58	4	2	6	-	-	-	-	-	-	-	64	56	12	68	342
9	DBP MANAGEMENT CORPORATION	2	6	8	1	1	2	10	-	-	-	1	-	1	-	-	-	-	-	-	-	1	8	-	8	19
10	DEVELOPMENT ACADEMY OF THE PHILIPPINES	2	3	5	20	30	50	58	123	114	237	-	-	-	-	-	-	-	-	-	-	237	-	2	2	294
11	DEVELOPMENT BANK OF THE PHILIPPINES	7	29	36	3	20	23	59	-	-	-	3	-	3	-	-	-	-	-	-	-	3	31	-	31	93
12	DUTY FREE PHILIPPINES CORPORATION	15	24	39	54	106	160	199	-	-	-	1	2	3	1	2	3	-	-	-	-	6	1	-	1	206
13	GOVERNMENT SERVICE INSURANCE SYSTEM	199	117	316	888	1,495	2,383	2,699	40	40	80	-	-	-	1	-	1	-	-	-	-	81	171	169	340	3,120
14	HOME DEVELOPMENT MUTUAL FUND	177	163	340	1,334	2,672	4,006	4,346	39	82	121	-	-	-	-	-	-	-	-	-	-	121	141	256	397	4,664
15	HOME GUARANTY CORPORATION	2	1	3	46	68	114	117	4	5	9	-	-	-	-	-	-	-	-	-	-	9	54	24	78	204
16	LA UNION MEDICAL CENTER	24	41	65	19	66	85	160	1	-	1	14	32	46	-	-	-	-	-	-	-	47	50	60	110	307
17	LAGUNA LAKE DEVELOPMENT AUTHORITY	24	19	43	67	74	141	184	1	-	1	-	-	-	-	-	-	-	-	-	-	1	-	-	-	186
18	LAND BANK OF THE PHILIPPINES	67	156	223	2,620	5,039	7,669	7,892	27	12	39	-	-	-	-	-	-	-	-	-	-	39	53	1	54	7,975
19	LIGHT RAIL TRANSIT AUTHORITY	3	6	9	183	123	306	315	8	1	9	-	-	-	232	163	395	3	-	3	407	101	54	155	677	
20	LOCAL WATER UTILITIES ADMINISTRATION	81	34	115	102	124	229	341	3	-	3	-	-	-	-	-	-	-	-	-	3	26	7	33	377	
21	LUNG CENTER OF THE PHILIPPINES	122	78	200	122	228	350	550	-	-	-	-	-	-	-	-	-	-	-	-	-	-	131	148	279	629
22	MACTAN-CEBU INTERNATIONAL AIRPORT AUTHORITY	266	48	314	68	33	101	415	1	1	2	16	7	23	-	-	-	-	-	-	-	28	-	-	-	440
23	MANILA INTERNATIONAL AIRPORT AUTHORITY	264	72	336	545	184	729	1,065	4	-	4	132	50	182	28	7	35	-	-	-	-	221	-	-	-	1,286
24	METROPOLITAN WATERWORKS AND SEWERAGE SYSTEM	33	15	48	44	54	98	146	4	5	9	-	-	-	-	-	-	-	-	-	-	9	4	2	6	161
25	NATIONAL DEVELOPMENT COMPANY	-	3	3	7	10	17	20	1	-	1	-	-	-	-	-	-	-	1	1	2	1	12	13	13	35
26	NATIONAL ELECTRIFICATION ADMINISTRATION	43	21	64	110	126	236	300	-	-	-	-	-	-	-	-	-	-	-	-	-	-	9	6	15	315
27	NATIONAL FOOD AUTHORITY	851	431	1,282	676	1,147	1,823	3,106	114	33	147	6	-	6	-	-	-	-	-	-	-	163	254	219	473	3,731
28	NATIONAL HOME MORTGAGE FINANCE CORPORATION	15	7	22	38	92	130	182	31	71	102	-	-	-	-	-	-	-	-	-	-	102	5	4	9	293
29	NATIONAL HOUSING AUTHORITY	178	196	374	187	438	625	999	59	58	117	-	-	-	3	1	4	-	-	-	-	121	698	694	1,392	2,612
30	NATIONAL IRRIGATION ADMINISTRATION	1,754	537	2,291	646	564	1,210	3,501	174	120	294	1,553	666	2,219	97	8	105	-	-	-	-	2,618	4,369	1,009	5,378	11,497
31	NATIONAL KIDNEY AND TRANSPLANT INSTITUTE	180	159	339	179	370	549	888	1	-	1	-	-	-	-	-	-	-	-	-	-	1	204	416	620	1,509
32	NATIONAL POWER CORPORATION	791	29	820	640	285	925	1,745	46	37	83	82	23	105	15	9	24	-	-	-	-	212	1,036	196	1,232	3,189
33	NATIONAL TOBACCO ADMINISTRATION	22	21	43	143	160	303	346	2	1	3	-	-	-	-	-	-	3	-	3	6	112	48	160	612	
34	NATIONAL TRANSMISSION CORPORATION	18	14	32	51	44	95	127	13	6	19	-	-	-	-	-	-	-	-	-	19	79	42	121	267	
35	OVERSEAS WORKERS WELFARE ADMINISTRATION	34	30	64	118	278	396	460	-	-	-	4	2	6	3	3	6	-	-	-	-	12	242	259	501	973
36	PARTIDO DEVELOPMENT ADMINISTRATION	3	1	4	5	8	13	17	19	9	28	5	5	10	-	-	-	-	-	-	-	38	82	17	99	154
37	PEOPLE'S TELEVISION NETWORK, INCORPORATED	137	14	151	9	22	31	182	1	1	2	-	-	-	15	7	22	-	-	-	-	24	200	80	280	468
38	PHILIPPINE AEROSPACE DEVELOPMENT CORPORATION	12	5	17	20	12	32	49	-	-	-	-	-	-	-	-	-	1	-	1	1	9	-	-	9	59

INVENTORY OF GOVERNMENT HUMAN RESOURCES (IGHR)

10.2 GOCC - Detailed Agency report by Classification, by Level of Position, by Gender

PrintDate: July 20, 2016

No.	DEPARTMENT / AGENCY	CAREER							NON-CAREER													Job-Order (Contract of Service)			GRAND TOTAL
		1st Level			2nd Level			Total	Coterminus			Casual			Contractual			Elective			Total	Male	Female	TOTAL	
		Male	Female	Sub-Total	Male	Female	Sub-Total		Male	Female	Sub-Total	Male	Female	Sub-Total	Male	Female	Sub-Total	Male	Female	Sub-Total					
39	PHILIPPINE CENTER FOR ECONOMIC DEVELOPMENT	4	5	9	-	-	-	9	-	-	-	-	-	-	2	4	6	-	-	-	6	-	-	-	18
40	PHILIPPINE CHARITY SWEEPSTAKES OFFICE	276	224	500	264	436	700	1,200	48	8	56	-	-	-	-	1	1	-	-	-	57	98	68	164	1,421
41	PHILIPPINE CHILDREN S MEDICAL CENTER	114	175	289	181	429	610	899	-	1	1	28	50	78	1	7	8	-	-	-	85	50	94	144	1,128
42	PHILIPPINE COCONUT AUTHORITY	36	36	72	474	336	810	882	-	-	-	-	-	-	-	-	-	-	-	-	-	1,750	1,006	2,756	3,638
43	PHILIPPINE CROP INSURANCE CORPORATION	23	16	39	109	122	231	270	2	-	2	-	-	-	-	-	-	1	-	1	3	216	197	413	686
44	PHILIPPINE DEPOSIT INSURANCE CORPORATION	31	36	67	184	358	542	609	5	4	9	-	-	-	-	-	-	-	-	-	9	187	161	348	986
45	PHILIPPINE ECONOMIC ZONE AUTHORITY	68	19	87	153	148	301	388	3	6	9	-	-	-	37	40	77	-	-	-	86	2	6	8	482
46	PHILIPPINE EXPORT-IMPORT CREDIT AGENCY	6	4	10	29	49	78	88	-	1	1	-	-	-	-	-	-	-	-	-	1	-	-	-	88
47	PHILIPPINE HEALTH INSURANCE CORPORATION	412	722	1,134	852	1,432	2,284	3,418	3	5	8	1,780	2,638	4,418	-	-	-	-	-	-	4,428	16	24	40	7,884
48	PHILIPPINE HEART CENTER	240	243	483	289	489	758	1,241	-	-	-	-	-	-	59	84	143	-	-	-	143	253	228	479	1,883
49	PHILIPPINE INSTITUTE FOR DEVELOPMENT STUDIES	7	4	11	15	40	55	66	-	4	4	-	-	-	11	10	21	-	-	-	25	-	-	-	91
50	PHILIPPINE NATIONAL OIL COMPANY	10	6	16	27	53	80	96	3	5	8	-	-	-	-	-	-	-	-	-	8	-	-	-	104
51	PHILIPPINE NATIONAL RAILWAYS	111	15	126	51	33	84	210	7	3	10	-	-	-	-	-	-	-	-	-	10	1,069	133	1,202	1,422
52	PHILIPPINE PORTS AUTHORITY	383	174	557	694	728	1,422	1,979	8	7	15	-	-	-	-	-	-	-	-	-	15	932	514	1,446	3,440
53	PHILIPPINE POSTAL CORPORATION	3,609	1,850	5,459	797	1,075	1,872	7,331	14	8	22	-	-	-	1	1	2	-	-	-	24	2,575	785	3,360	10,715
54	PHILIPPINE RECLAMATION AUTHORITY	23	18	39	41	53	94	133	3	6	9	-	-	-	-	-	-	-	-	-	9	20	15	35	177
55	PHILIPPINE RETIREMENT AUTHORITY	-	-	-	23	42	65	65	2	3	5	-	-	-	-	-	-	-	-	-	5	19	15	34	104
56	PHILIPPINE RICE RESEARCH INSTITUTE	7	17	24	93	121	214	238	3	6	9	-	-	-	-	-	-	-	-	-	9	71	19	90	337
57	PHILIPPINE SUGAR CORPORATION	1	1	2	-	3	3	5	-	-	-	-	-	-	-	-	-	-	-	-	-	2	1	3	8
58	POWER SECTOR ASSETS AND LIABILITIES MANAGEMENT CORPORATION	-	-	-	36	54	90	90	34	46	80	-	-	-	5	-	5	-	-	-	85	70	61	131	306
59	QUEDAN AND RURAL CREDIT GUARANTEE CORPORATION	16	2	18	49	83	132	150	-	-	-	-	-	-	-	-	-	-	-	-	-	75	61	136	286
60	SMALL BUSINESS GUARANTEE AND FINANCE CORPORATION	7	3	10	52	75	127	137	1	-	1	-	-	-	-	-	-	-	-	-	1	-	-	-	138
61	SOCIAL SECURITY SYSTEM	525	562	1,087	1,670	3,204	4,874	5,981	26	28	54	7	9	16	-	-	-	-	-	-	70	886	1,300	2,186	8,217
62	SOUTHERN PHILIPPINES DEVELOPMENT AUTHORITY	-	2	2	16	20	36	38	6	1	7	-	-	-	-	-	-	-	-	-	7	33	9	42	87
63	SUBIC BAY METROPOLITAN AUTHORITY	570	118	688	331	254	585	1,273	4	7	11	14	22	38	141	-	141	-	-	-	188	762	477	1,239	2,700
64	TOURISM INFRASTRUCTURE AND ENTERPRISE ZONE AUTHORITY	2	-	2	130	233	363	365	71	50	121	-	-	-	-	-	-	-	-	-	121	384	227	611	1,077
65	TOURISM PROMOTIONS BOARD	2	3	5	17	36	53	58	9	3	12	-	-	-	-	-	-	-	-	-	12	32	40	72	142
66	ZAMBOANGA CITY SPECIAL ECONOMIC ZONE AUTHORITY	13	7	20	24	23	47	67	1	3	4	-	-	-	-	-	-	-	-	-	4	-	-	-	71
TOTAL		12,547	6,673	19,220	17,823	26,274	44,097	63,317	1,045	846	1,891	3,648	3,508	7,156	875	517	1,392	9	1	10	10,449	17,696	9,196	26,892	100,658

INVENTORY OF GOVERNMENT HUMAN RESOURCES (IGHR)

10.3 SUC - Detailed Agency report by Classification, by Level of Position, by Gender

PrintDate: July 20, 2016

No.	DEPARTMENT / AGENCY	CAREER						NON-CAREER												Job-Order			GRAND TOTAL		
		1st Level		2nd Level		Total	Coterminus			Casual			Contractual			Elective			(Contract of Service)						
		Male	Female	Sub-Total	Male		Female	Sub-Total	Male	Female	Sub-Total	Male	Female	Sub-Total	Male	Female	Sub-Total	Male	Female	Sub-Total	Male	Female		Sub-Total	
1	ABRA STATE INSTITUTE OF SCIENCE AND TECHNOLOGY	37	12	49	76	91	167	216	-	-	-	1	1	2	-	-	-	-	-	-	2	48	23	71	289
2	ADIONG MEMORIAL POLYTECHNIC STATE COLLEGE	6	1	7	14	21	35	42	-	1	1	-	-	-	-	-	-	-	-	-	1	-	-	-	43
3	AGUSAN DEL SUR STATE COLLEGE OF AGRICULTURE AND TECHNOLOGY	17	5	22	23	36	59	81	-	-	-	-	2	2	-	-	-	-	-	-	2	70	82	152	236
4	AKLAN STATE UNIVERSITY	68	28	96	92	201	293	389	-	-	-	2	6	8	-	-	-	-	-	-	8	139	201	340	737
5	APAYAO STATE COLLEGE	9	2	11	30	63	93	104	-	-	-	4	1	5	-	-	-	-	-	-	5	26	21	47	180
6	AURORA STATE COLLEGE OF TECHNOLOGY	22	14	36	30	31	61	87	-	-	-	4	1	5	-	-	-	-	-	-	5	58	47	105	287
7	BANGUI INSTITUTE OF TECHNOLOGY	6	1	7	5	10	18	22	-	-	-	-	-	-	-	-	-	-	-	-	-	-	-	-	22
8	BASILIO B. CHAN MEM. AGRO- INDUSTRIAL SCHOOL	2	3	5	18	54	72	77	-	-	-	2	1	3	-	-	-	-	-	-	3	5	-	8	85
9	BATAAN PENINSULA STATE UNIVERSITY	57	40	97	169	180	329	428	-	-	-	86	77	163	2	-	2	-	-	-	165	63	41	104	685
10	BATANES STATE COLLEGE	4	1	5	20	20	40	46	-	-	-	-	-	-	-	-	-	-	-	-	-	3	4	7	82
11	BATANGAS STATE UNIVERSITY	44	32	76	120	217	337	413	-	-	-	4	4	8	61	57	118	-	-	-	126	352	354	706	1,345
12	BENGUET STATE UNIVERSITY	119	93	212	170	281	451	683	-	-	-	-	-	-	1	2	3	-	-	-	3	223	140	363	1,029
13	BICOL STATE COLLEGE OF APPLIED SCIENCES AND TECHNOLOGY	15	8	23	40	56	96	119	-	2	2	-	-	-	-	-	-	-	-	-	2	70	80	150	271
14	BICOL UNIVERSITY	110	85	195	298	396	692	887	-	-	-	-	-	-	-	-	-	-	-	-	-	179	173	352	1,330
15	BOHOL ISLAND STATE UNIVERSITY	36	30	66	109	159	268	334	-	-	-	37	57	94	-	-	-	-	-	-	94	280	311	591	1,019
16	BUKIDNON STATE COLLEGE	12	13	25	53	112	168	190	-	-	-	7	4	11	-	-	-	-	-	-	11	79	67	146	347
17	BULACAN AGRICULTURAL STATE COLLEGE	22	8	30	32	64	96	128	-	-	-	-	-	-	-	-	-	-	-	-	-	-	-	-	128
18	BULACAN STATE UNIVERSITY	31	21	52	192	244	438	488	-	-	-	-	-	-	-	-	-	-	-	-	-	688	604	1,270	1,788
19	CAGAYAN STATE UNIVERSITY	136	76	212	244	323	667	778	-	-	-	11	6	17	-	-	-	-	-	-	17	587	557	1,124	1,820
20	CAMARINES NORTE STATE COLLEGE	42	29	71	159	194	353	434	-	-	-	3	-	3	-	-	-	-	-	-	3	20	33	53	489
21	CAMARINES SUR POLYTECHNIC COLLEGES	7	22	29	32	55	87	116	-	-	-	-	3	3	-	-	-	-	-	-	3	66	66	164	273
22	CAMIGUIN POLYTECHNIC STATE COLLEGE	13	5	18	25	32	57	78	-	-	-	-	-	-	-	-	-	-	-	-	-	46	40	86	191
23	CAPIZ STATE UNIVERSITY	82	15	97	201	328	629	626	-	-	-	5	14	19	80	88	168	-	-	-	165	143	174	317	1,128
24	CARAGA STATE UNIVERSITY	25	11	36	73	82	155	191	-	-	-	-	-	-	14	9	23	-	-	-	23	93	91	184	388
25	CARLOS HILADO MEMORIAL STATE COLLEGE	32	24	56	114	170	284	340	-	-	-	-	-	-	-	-	-	-	-	-	-	188	164	332	672
26	CATANDUANES STATE COLLEGES	93	54	147	95	141	236	383	-	-	-	1	-	1	2	9	11	-	-	-	12	85	83	168	683
27	CAVITE STATE UNIVERSITY	75	45	120	119	209	328	448	-	-	-	-	-	-	255	240	495	-	-	-	495	452	535	987	1,830
28	CEBU NORMAL UNIVERSITY	18	18	36	68	101	169	208	-	-	-	-	-	-	61	85	146	-	-	-	146	8	-	8	380
29	CEBU TECHNOLOGICAL UNIVERSITY	99	47	146	265	312	677	723	-	-	-	10	5	15	-	-	-	-	-	-	15	810	659	1,469	2,887
30	CENTRAL BICOL STATE UNIVERSITY OF AGRICULTURE	60	29	89	114	190	294	383	-	1	1	28	21	49	-	-	-	-	-	-	60	196	238	434	867
31	CENTRAL LUZON STATE UNIVERSITY	243	100	343	207	225	432	776	-	-	-	-	-	-	-	-	-	-	-	-	-	-	-	-	776
32	CENTRAL MINDANAO UNIVERSITY	198	108	304	187	291	478	782	-	-	-	18	3	21	-	-	-	-	-	-	21	668	168	836	1,639
33	COTABATO CITY STATE POLYTECHNIC COLLEGE	15	12	27	80	82	162	189	-	-	-	-	-	-	-	-	-	-	-	-	-	134	104	238	437
34	COTABATO FOUNDATION COLLEGE OF SCIENCE AND TECHNOLOGY	27	56	83	64	52	118	199	-	-	-	1	2	3	-	-	-	-	-	-	3	123	75	198	406
35	DAVAO DEL NORTE STATE COLLEGE	24	14	38	28	47	76	113	-	-	-	1	-	1	-	-	-	-	-	-	1	24	22	46	160
36	DAVAO ORIENTAL STATE COLLEGE OF SCIENCE AND TECHNOLOGY	19	5	24	53	59	112	136	-	-	-	-	-	-	-	-	-	-	-	-	-	54	35	89	225
37	DON HONORIO VENTURA TECHNOLOGICAL STATE UNIVERSITY	31	26	57	87	123	210	267	-	-	-	48	42	90	3	10	13	-	-	-	103	76	69	145	615
38	DON MARIANO MARCOS MEMORIAL STATE UNIVERSITY	216	192	408	293	445	738	1,146	-	-	-	14	9	23	71	103	174	-	-	-	197	274	230	604	1,847
39	DR. EMILIO B. ESPINOSA SR. MEMORIAL STATE COLLEGE OF AGRICULTURE AND TECHNOLOGY	21	9	30	32	43	78	105	-	-	-	2	-	2	-	-	-	-	-	-	2	88	68	154	261

INVENTORY OF GOVERNMENT HUMAN RESOURCES (IGHR)

10.3 SUC - Detailed Agency report by Classification, by Level of Position, by Gender

PrintDate: July 20, 2016

No.	DEPARTMENT / AGENCY	CAREER						NON-CAREER												Job-Order			GRAND TOTAL		
		1st Level			2nd Level			Coterminus			Casual			Contractual			Elective			(Contract of Service)					
		Male	Female	Sub-Total	Male	Female	Sub-Total	Total	Male	Female	Sub-Total	Male	Female	Sub-Total	Male	Female	Sub-Total	Total	Male	Female	Sub-Total	Male		Female	Sub-Total
40	EASTERN PANGASINAN AGRICULTURAL COLLEGE	19	19	38	6	32	38	78	-	-	-	-	-	-	-	-	-	-	-	-	-	-	-	-	78
41	EASTERN SAMAR STATE COLLEGE	120	56	176	165	281	426	602	-	-	-	-	-	-	1	1	-	-	-	-	1	52	42	94	607
42	EASTERN VISAYAS STATE UNIVERSITY	110	89	199	148	178	326	526	-	-	-	11	4	15	16	-	16	-	-	31	140	78	218	774	
43	EULOGIO "AMANG" RODRIGUEZ INSTITUTE OF TECHNOLOGY	28	11	37	119	124	243	280	-	-	-	2	6	8	-	-	-	-	-	8	25	21	46	334	
44	GUIMARAS STATE COLLEGE	6	4	10	30	37	67	77	-	-	-	1	-	1	-	-	-	-	-	1	72	65	137	216	
45	IFUGAO STATE UNIVERSITY	43	28	71	81	125	206	277	3	-	3	-	-	-	-	-	-	-	-	3	79	82	161	441	
46	ILOCOS NORTE COLLEGE OF ARTS AND TRADES	18	6	22	57	63	120	142	-	-	-	-	-	-	-	-	-	-	-	-	-	5	5	10	147
47	ILOCOS NORTE REGIONAL SCHOOL OF FISHERIES	11	1	12	6	14	22	34	-	-	-	-	-	-	-	-	-	-	-	-	-	1	1	2	36
48	ILOCOS SUR POLYTECHNIC STATE COLLEGE	73	27	100	82	136	220	320	-	-	-	4	1	5	20	16	36	-	-	41	-	-	-	-	361
49	ILOILO STATE COLLEGE OF FISHERIES	57	28	83	88	139	228	308	-	1	1	6	5	11	29	28	57	-	-	88	57	36	93	470	
50	ISABELA STATE UNIVERSITY	165	75	240	353	417	770	1,010	1	-	1	6	5	13	-	-	-	-	-	14	181	115	276	1,300	
51	JOSE RIZAL MEMORIAL STATE UNIVERSITY-DAPITAN CITY	65	27	92	108	172	340	432	-	-	-	16	14	30	-	-	-	-	-	30	208	158	364	826	
52	JOSEFINA H. CERILLES STATE COLLEGE	34	18	52	48	82	130	182	-	-	-	2	4	6	-	-	-	-	-	6	88	55	143	331	
53	KALINGA-APAYAO STATE COLLEGE	31	6	37	57	93	160	187	-	-	-	-	-	-	-	-	-	-	-	-	93	132	225	412	
54	LAGUNA STATE POLYTECHNIC UNIVERSITY	40	19	59	133	280	383	482	-	1	1	9	16	25	-	-	-	-	-	26	165	180	336	613	
55	LEYTE NORMAL UNIVERSITY	17	11	28	80	119	199	227	-	-	-	1	1	2	8	11	19	-	-	21	57	61	118	306	
56	MARIANO MARCOS STATE UNIVERSITY	143	77	220	189	311	600	720	-	-	-	17	3	20	34	47	81	-	-	101	258	77	336	1,188	
57	MARIKINA POLYTECHNIC COLLEGE	19	21	40	55	91	144	196	-	-	-	-	-	-	-	-	-	-	-	-	42	40	82	308	
58	MARINDUQUE STATE COLLEGE	21	17	38	64	80	124	162	-	-	-	6	3	9	-	-	-	-	-	9	157	120	277	448	
59	MAYOR HILARION A. RAMIRO, SR. TRAINING AND TEACHING HOSPITAL	59	95	164	89	153	242	398	9	7	16	-	-	-	-	-	-	-	-	16	104	125	229	641	
60	MINDANAO STATE UNIVERSITY	20	12	32	47	81	128	180	7	9	16	16	6	22	4	8	12	5	5	10	60	30	37	67	267
61	MINDANAO STATE UNIVERSITY (GENERAL SANTOS CAMPUS)	105	74	179	131	139	270	449	-	-	-	-	-	-	-	-	-	1	-	1	78	13	91	641	
62	MINDANAO STATE UNIVERSITY (MAGUINDANAO)	35	22	57	56	71	127	184	42	51	93	-	-	-	-	-	-	-	-	93	-	-	-	277	
63	MINDANAO STATE UNIVERSITY (NAAWAN)	30	16	46	48	75	121	167	-	-	-	-	-	-	22	36	58	-	-	88	45	29	74	269	
64	MINDANAO STATE UNIVERSITY (SULU)	4	3	7	101	96	197	204	3	-	3	-	-	-	-	-	-	-	-	3	-	-	-	207	
65	MINDANAO STATE UNIVERSITY MAIN CAMPUS	618	513	1,131	509	841	1,360	2,481	11	7	18	293	170	463	91	198	289	-	-	770	156	6	162	3,413	
66	MINDANAO STATE UNIVERSITY - ILAGAN INSTITUTE OF TECHNOLOGY	92	103	195	231	325	656	781	1	-	1	60	62	122	32	25	57	-	-	180	41	32	73	1,004	
67	MINDANAO STATE UNIVERSITY - TAWI-TAWI COLLEGE OF TECHNOLOGY AND OCEANOGRAPHY	222	144	366	173	194	367	733	3	-	3	-	-	-	4	8	10	1	-	14	59	48	107	844	
68	MINDANAO UNIVERSITY OF SCIENCE AND TECHNOLOGY	21	15	36	104	103	207	243	-	-	-	2	8	10	-	-	-	-	-	10	147	138	285	639	
69	MINDORO STATE COLLEGE OF AGRICULTURE AND TECHNOLOGY	37	13	50	55	107	162	212	-	-	-	-	-	-	1	-	1	-	-	1	59	39	98	311	
70	MISAMIS ORIENTAL STATE COLLEGE OF AGRICULTURE AND TECHNOLOGY	10	7	17	17	28	46	62	-	-	-	3	2	5	-	-	-	-	-	5	68	32	98	165	
71	MONDRAGON AGRO-INDUSTRIAL SCHOOL	4	1	5	18	29	47	62	-	-	-	1	-	1	-	-	-	-	-	1	3	-	3	66	
72	MOUNTAIN PROVINCE STATE POLYTECHNIC COLLEGE	28	19	45	75	84	169	204	-	-	-	-	-	-	-	-	-	-	-	-	45	41	86	290	
73	NAVAL INSTITUTE OF TECHNOLOGY	33	28	59	59	55	114	173	-	-	-	16	23	39	-	-	-	-	-	39	125	65	190	402	
74	NEGROS ORIENTAL STATE UNIVERSITY	36	15	51	164	173	337	388	-	-	-	13	11	24	-	-	-	-	-	24	-	-	-	412	
75	NEGROS STATE COLLEGE OF AGRICULTURE	17	3	20	43	44	87	107	-	-	-	1	-	1	-	-	-	-	-	1	226	145	371	478	
76	NORTH LUZON PHILIPPINES STATE COLLEGE	9	3	12	10	31	41	63	-	-	-	3	-	3	-	-	-	-	-	3	30	30	60	116	
77	NORTHERN ILOILO POLYTECHNIC STATE COLLEGE	55	30	85	132	250	382	467	1	1	2	1	2	3	33	27	60	-	-	66	-	-	-	632	

INVENTORY OF GOVERNMENT HUMAN RESOURCES (IGHR)

10.3 SUC - Detailed Agency report by Classification, by Level of Position, by Gender

PrintDate: July 20, 2016

No.	DEPARTMENT / AGENCY	CAREER							NON-CAREER												Job-Order			GRAND TOTAL	
		1st Level			2nd Level			Total	Coterminus			Casual			Contractual			Elective			Total	(Contract of Service)			
		Male	Female	Sub-Total	Male	Female	Sub-Total		Male	Female	Sub-Total	Male	Female	Sub-Total	Male	Female	Sub-Total	Male	Female	Sub-Total		Male	Female		Sub-Total
78	NORTHERN NEGROS STATE COLLEGE OF SCIENCE AND TECHNOLOGY	3	8	11	22	35	57	66	-	-	-	-	-	-	1	2	3	-	-	-	3	105	111	216	287
79	NORTHWEST SAMAR STATE UNIVERSITY	36	17	53	93	74	167	220	-	-	-	1	1	2	-	-	-	-	-	-	2	81	67	148	370
80	NORTHWESTERN MINDANAO STATE COLLEGE OF SCIENCE AND TECHNOLOGY	4	1	5	20	18	38	43	-	-	-	-	-	-	-	-	-	-	-	-	-	61	44	105	148
81	NUEVA ECIJA UNIVERSITY OF SCIENCE AND TECHNOLOGY	66	44	110	124	194	318	428	-	-	-	-	-	-	-	-	-	-	-	-	-	-	-	-	428
82	NUEVA VIZCAYA STATE UNIVERSITY	86	42	128	197	229	426	584	1	1	2	-	-	-	-	-	-	-	-	-	2	64	35	99	685
83	OCCIDENTAL MINDORO NATIONAL COLLEGE	44	22	66	66	148	214	290	-	-	-	18	7	23	-	-	-	-	-	-	23	138	186	324	627
84	PALAWAN STATE UNIVERSITY	39	39	78	111	241	352	430	-	-	-	-	4	4	84	85	129	-	-	-	133	357	470	827	1,300
85	PALOMPON INSTITUTE OF TECHNOLOGY	23	22	45	83	75	168	203	-	-	-	-	3	3	9	13	22	-	-	-	28	134	85	189	427
86	PAMANTASAN NG LUNGSOD NG CABUYAO	3	4	7	14	25	39	46	-	-	-	5	1	6	-	-	-	-	-	-	6	11	13	24	78
87	PAMANTASAN NG LUNGSOD NG MARIKINA	9	3	12	39	32	71	83	1	-	1	27	32	69	2	12	14	-	-	-	74	-	-	-	167
88	PAMPANGA AGRICULTURAL COLLEGE	56	24	80	79	120	199	279	-	-	-	1	5	6	-	-	-	-	-	-	6	80	25	105	380
89	PANGASINAN STATE UNIVERSITY	107	64	171	203	282	485	666	1	-	1	21	8	29	109	141	250	-	-	-	280	92	68	160	1,096
90	PARTIDO STATE UNIVERSITY	53	17	70	168	327	495	585	-	-	-	2	10	12	-	-	-	-	-	-	12	189	152	341	816
91	PHILIPPINE MERCHANT MARINE ACADEMY	65	29	94	58	36	94	188	2	-	2	-	-	-	-	-	-	-	-	-	2	43	21	64	254
92	PHILIPPINE NORMAL UNIVERSITY	58	49	107	147	288	433	540	-	-	-	8	9	17	-	-	-	-	-	-	17	2	4	6	583
93	PHILIPPINE SCIENCE HIGH SCHOOL SYSTEM	81	60	131	422	579	1,001	1,132	-	-	-	-	-	-	-	-	-	-	-	-	-	122	91	213	1,345
94	PHILIPPINE SCIENCE HIGH SCHOOL WESTERN VISAYAS	4	2	6	27	29	56	62	-	-	-	-	-	-	-	-	-	-	-	-	-	1	6	7	69
95	PHILIPPINE STATE COLLEGE OF AERONAUTICS	18	13	31	55	52	107	138	-	-	-	-	-	-	-	-	-	-	-	-	-	143	83	226	374
96	POLYTECHNIC UNIVERSITY OF THE PHILIPPINES	147	100	247	349	461	810	1,067	4	1	5	230	213	443	7	1	8	-	-	-	468	882	613	1,478	2,988
97	QUIRINO STATE COLLEGE	40	28	68	47	83	130	196	2	11	13	-	-	-	-	-	-	-	-	-	13	42	61	103	312
98	RAMON MAGSAYSAY TECHNOLOGICAL UNIVERSITY	48	16	64	91	109	200	264	-	-	-	5	4	9	-	-	-	-	-	-	9	289	221	510	783
99	RIZAL TECHNOLOGICAL UNIVERSITY	40	24	64	130	172	302	386	-	-	-	2	-	2	-	-	-	-	-	-	2	-	-	-	388
100	ROMBLON STATE UNIVERSITY	54	29	83	120	128	248	331	-	-	-	6	-	6	1	4	5	-	-	-	11	56	40	96	438
101	SAMAR STATE UNIVERSITY	62	20	82	99	142	241	323	-	-	-	-	5	5	-	-	-	-	-	-	5	43	38	81	409
102	SIQUIJOR STATE COLLEGE	9	4	13	24	36	60	73	-	-	-	-	-	-	-	-	-	-	-	-	-	38	32	70	143
103	SORSOGON STATE COLLEGE	33	20	53	118	121	237	290	-	-	-	1	2	3	1	3	4	-	-	-	7	44	55	99	306
104	SOUTHERN LEYTE STATE UNIVERSITY	70	42	112	137	143	280	382	-	-	-	1	2	3	-	-	-	-	-	-	3	148	113	261	688
105	SOUTHERN LUZON STATE UNIVERSITY	27	23	50	89	161	260	300	-	-	-	2	2	4	5	6	11	-	-	-	18	220	240	460	776
106	SOUTHERN PHILIPPINES AGRI-BUSINESS AND MARINE AND AQUATIC SCHOOL OF TECHNOLOGY	10	9	19	32	49	81	100	-	-	-	-	-	-	-	-	-	-	-	-	-	22	35	57	167
107	SULTAN KUDARAT STATE UNIVERSITY	21	11	32	72	149	221	283	-	-	-	2	1	3	-	-	-	-	-	-	3	133	150	283	539
108	SULU STATE COLLEGE	19	11	30	45	70	115	146	1	-	1	-	-	-	-	-	-	-	-	-	1	-	-	-	146
109	SURALLAH NATIONAL AGRICULTURAL SCHOOL	7	6	13	15	17	32	46	-	-	-	-	-	-	-	-	-	-	-	-	-	-	-	-	46
110	SURIGAO DEL SUR STATE UNIVERSITY	40	44	84	94	144	238	322	-	-	-	2	5	7	-	-	-	-	-	-	7	130	107	237	566
111	SURIGAO STATE COLLEGE OF TECHNOLOGY	18	14	32	97	105	202	234	-	-	-	6	7	13	-	-	-	-	-	-	13	109	127	236	483
112	TARLAC COLLEGE OF AGRICULTURE	62	31	93	85	93	168	261	-	-	-	-	-	-	-	-	-	-	-	-	-	52	37	89	340
113	TARLAC STATE UNIVERSITY	29	30	59	155	167	322	381	-	-	-	-	-	-	1	8	9	-	-	-	9	186	94	280	676
114	TAWI-TAWI REGIONAL AGRICULTURAL COLLEGE	10	6	16	28	57	85	101	-	-	-	-	-	-	-	-	-	-	-	-	1	19	10	29	131
115	TECHNOLOGICAL UNIVERSITY OF THE PHILIPPINES	90	67	157	330	316	646	803	-	1	1	22	3	25	-	-	-	-	-	-	28	76	70	146	875
116	UNIVERSITY OF ANTIQUE	40	18	58	79	134	213	271	-	-	-	-	4	4	-	-	-	-	-	-	4	199	214	413	688
117	UNIVERSITY OF EASTERN PHILIPPINES	70	39	109	137	258	396	504	1	1	2	44	14	58	-	-	-	-	-	-	60	258	99	357	921
118	UNIVERSITY OF NORTHERN PHILIPPINES	85	44	129	152	199	361	480	-	-	-	-	3	3	-	-	-	-	-	-	3	222	111	333	816

INVENTORY OF GOVERNMENT HUMAN RESOURCES (IGHR)

10.3 SUC - Detailed Agency report by Classification, by Level of Position, by Gender

PrintDate: July 20, 2018

No.	DEPARTMENT / AGENCY	CAREER							NON-CAREER												Job-Order			GRAND TOTAL						
		1st Level			2nd Level			Total	Coterminus			Casual			Contractual			Elective			Total	(Contract of Service)								
		Male	Female	Sub-Total	Male	Female	Sub-Total		Male	Female	Sub-Total	Male	Female	Sub-Total	Male	Female	Sub-Total	Male	Female	Sub-Total		Male	Female		Sub-Total					
119	UNIVERSITY OF RIZAL SYSTEM	60	21	81	174	337	511	882	-	-	-	3	1	4	63	51	114	-	-	-	-	-	-	118	84	48	132	842		
120	UNIVERSITY OF SOUTHEASTERN PHILIPPINES	41	48	89	148	186	332	421	-	-	-	-	-	-	-	-	-	-	-	-	-	-	-	-	64	43	107	528		
121	UNIVERSITY OF SOUTHERN MINDANAO	82	48	130	208	284	490	629	1	1	2	15	9	24	-	-	-	-	-	-	-	-	-	-	28	239	160	389	1,045	
122	UNIVERSITY OF THE PHILIPPINES	1,584	783	2,377	1,251	2,111	3,362	5,730	9	8	17	130	127	257	59	107	166	-	-	-	-	-	-	-	440	971	663	1,634	7,813	
123	UNIVERSITY OF THE PHILIPPINES PGH MANILA	575	590	1,165	577	1,414	1,991	3,186	2	4	6	-	-	-	238	218	454	-	-	-	-	-	-	-	488	103	104	207	3,823	
124	URDANETA CITY UNIVERSITY	21	12	33	70	123	193	290	-	-	-	28	11	37	-	-	-	-	-	-	-	-	-	-	37	134	84	219	481	
125	VISAYAS STATE UNIVERSITY	194	102	296	219	351	570	895	-	-	-	38	28	64	12	13	25	-	-	-	-	-	-	-	78	940	347	1,287	2,242	
126	WEST VISAYAS STATE UNIVERSITY	187	184	371	381	728	1,107	1,438	-	-	-	11	15	26	18	30	48	-	-	-	-	-	-	-	78	273	317	590	2,100	
127	WESTERN MINDANAO STATE UNIVERSITY	65	53	118	212	292	504	622	-	-	-	4	8	10	-	-	-	-	-	-	-	-	-	-	10	324	328	652	1,284	
128	WESTERN PHILIPPINES UNIVERSITY	68	32	100	91	120	211	289	-	-	-	3	5	8	2	1	3	-	-	-	-	-	-	-	-	11	84	81	165	475
129	WESTERN VISAYAS COLLEGE OF SCIENCE AND TECHNOLOGY	45	31	76	185	238	423	499	-	-	-	-	-	-	-	-	-	-	-	-	-	-	-	-	-	-	-	-	499	
130	ZAMBOANGA CITY STATE POLYTECHNIC COLLEGE	22	12	34	74	80	154	188	-	-	-	-	2	2	-	-	-	-	-	-	-	-	-	-	-	2	80	67	147	337
131	ZAMBOANGA STATE COLLEGE OF MARINE SCIENCES AND TECHNOLOGY	51	25	76	72	78	148	224	-	-	-	14	-	14	-	-	-	-	-	-	-	-	-	-	-	14	38	18	54	292
TOTAL		9,291	5,069	14,360	18,107	23,739	38,848	55,096	106	109	215	1,427	1,164	2,591	1,434	1,877	3,311	8	5	13	5,920	17,319	13,801	31,120	92,136					

INVENTORY OF GOVERNMENT HUMAN RESOURCES (IGHR)

1.0.4 LWD - Detailed Agency report by Classification, by Level of Position, by Gender

PrintDate: July 20, 2016

No.	Region	DEPARTMENT / AGENCY	CAREER						NON-CAREER												Job-Order			GRAND TOTAL		
			1st Level			2nd Level			Coterminus			Casual			Contractual			Elective			(Contract of Service)					
			Male	Female	Sub-Total	Male	Female	Sub-Total	Total	Male	Female	Sub-Total	Male	Female	Sub-Total	Male	Female	Sub-Total	Male	Female	Sub-Total	Total	Male		Female	Sub-Total
1	Region 01 - Alaminos Pangasinan	ALAMINOS WATER DISTRICT	22	5	27	5	10	15	42	1	-	1	-	-	-	-	-	-	-	-	-	1	54	12	66	109
2	Region 01 - Alcala Pangasinan	ALCALA WATER DISTRICT	-	-	-	3	2	5	8	1	-	1	2	4	6	-	-	-	-	-	-	7	20	9	29	41
3	Region 01 - Asingan Pangasinan	ASINGAN WATER DISTRICT	15	2	17	2	3	5	22	-	-	-	-	-	-	-	-	-	-	-	-	-	3	1	4	26
4	Region 01 - Balaoan La Union	BALAOAN WATER DISTRICT	4	-	4	1	3	4	8	-	-	-	-	-	-	-	-	-	-	-	-	-	1	2	3	11
5	Region 01 - Belungao Pangasinan	BALUNGAO WATER DISTRICT	4	-	4	-	3	3	7	-	-	-	2	-	2	-	-	-	-	-	-	2	1	-	1	10
6	Region 01 - Bani Pangasinan	BANI WATER DISTRICT	12	30	42	1	3	4	46	-	-	-	2	-	2	-	-	-	-	-	-	2	-	-	-	48
7	Region 01 - Basista Pangasinan	BASISTA WATER DISTRICT	3	1	4	1	1	2	6	-	-	-	6	1	7	-	-	-	-	-	-	7	-	-	-	13
8	Region 01 - Batac Ilocos Norte	BATAC WATER DISTRICT	4	2	6	-	-	-	6	-	1	1	2	-	2	-	-	-	-	-	-	3	3	-	3	12
9	Region 01 - Bayambang Pangasinan	BAYAMBANG WATER DISTRICT	20	6	26	1	1	2	27	-	-	-	2	2	4	-	-	-	-	-	-	4	7	-	7	38
10	Region 01 - Binalonan Pangasinan	BINALONAN WATER DISTRICT	7	6	13	2	2	4	17	-	-	-	-	-	-	-	-	-	-	-	-	-	21	-	21	38
11	Region 01 - Binmaley Pangasinan	BINMALEY WATER DISTRICT	21	6	27	1	4	5	32	-	-	-	-	-	-	-	-	-	-	-	-	-	1	1	2	34
12	Region 01 - Bugallon Pangasinan	BUGALLON WATER DISTRICT	2	3	5	1	-	1	6	-	-	-	4	-	4	-	-	-	-	-	-	4	1	-	1	11
13	Region 01 - Candon Ilocos Sur	CANDON CITY WATER DISTRICT	4	3	7	2	-	2	9	1	-	1	3	-	3	-	-	-	-	-	-	4	4	1	5	18
14	Region 01 - Dagupan City	DAGUPAN WATER DISTRICT	53	16	69	12	14	26	94	1	-	1	26	-	26	-	-	-	-	-	-	27	36	10	46	167
15	Region 01 - Dingras Ilocos Norte	DINGRAS WATER DISTRICT	4	1	5	-	1	1	6	-	-	-	2	3	5	-	-	-	-	-	-	5	1	-	1	12
16	Region 01 - Laoag City	ILOCOS NORTE WATER DISTRICT	35	5	40	4	10	14	54	-	-	-	22	5	27	-	-	-	-	-	-	27	54	4	58	139
17	Region 01 - Lingayen Pangasinan	LINGAYEN WATER DISTRICT	1	-	1	1	1	2	3	-	-	-	-	-	-	-	-	-	-	-	-	-	2	1	3	6
18	Region 01 - Manaoag Pangasinan	MANAOAG WATER DISTRICT	16	7	23	3	5	8	31	-	-	-	1	-	1	-	-	-	-	-	-	1	3	-	3	35
19	Region 01 - Mangaldan Pangasinan	MANGALDAN WATER DISTRICT	22	6	28	1	3	4	32	1	1	2	1	1	2	-	-	-	-	-	-	4	1	-	1	37
20	Region 01 - Mapandan Pangasinan	MAPANDAN WATER DISTRICT	6	1	7	2	3	5	12	-	-	-	9	4	13	-	-	-	-	-	-	13	3	-	3	28
21	Region 01 - Naguilian La Union	NAGUILIAN WATER DISTRICT	8	2	10	-	3	3	13	1	-	1	2	-	2	-	-	-	-	-	-	3	3	4	7	23
22	Region 01 - Narvacan Ilocos Sur	NARVACAN WATER DISTRICT	1	2	3	1	-	1	4	-	-	-	6	1	9	-	-	-	-	-	-	9	-	-	-	13

INVENTORY OF GOVERNMENT HUMAN RESOURCES (IGHR)

1.0.4 LWD - Detailed Agency report by Classification, by Level of Position, by Gender

PrintDate: July 20, 2016

No.	Region	DEPARTMENT / AGENCY	CAREER						NON-CAREER												Job-Order			GRAND TOTAL		
			1st Level			2nd Level			Coterminus			Casual			Contractual			Elective			(Contract of Service)					
			Male	Female	Sub-Total	Male	Female	Sub-Total	Total	Male	Female	Sub-Total	Male	Female	Sub-Total	Male	Female	Sub-Total	Male	Female	Sub-Total	Total	Male		Female	Sub-Total
23	Region 01 - Pagudpud Ilocos Norte	PAGUDPUD WATER DISTRICT	3	-	3	-	-	-	3	-	1	1	-	-	-	-	-	-	-	-	-	1	1	-	1	5
24	Region 01 - Pozorrubio Pangasinan	POZORRUBIO WATER DISTRICT	12	4	16	-	1	1	17	1	-	1	-	-	-	-	-	-	-	-	-	1	9	1	10	28
25	Region 01 - Rosales Pangasinan	ROSALES WATER DISTRICT	21	1	22	3	1	4	26	-	-	-	-	-	-	-	-	-	-	-	-	-	-	-	-	26
26	Region 01 - Rosario La Union	ROSARIO WATER DISTRICT	3	1	4	1	1	2	6	-	-	-	-	-	-	-	-	-	-	-	-	-	1	-	1	7
27	Region 01 - San Carlos City Pangasinan	SAN CARLOS WATER DISTRICT	3	-	3	4	-	4	7	-	-	-	-	-	-	-	-	-	-	-	-	-	-	-	-	7
28	Region 01 - San Fernando La Union	METRO LA UNION WATER DISTRICT	36	7	43	19	8	27	70	-	-	-	3	2	5	-	-	-	-	-	-	5	32	1	33	108
29	Region 01 - San Miguel Pangasinan	SAN MANUEL WATER DISTRICT	-	1	1	-	5	5	6	-	-	-	-	-	-	-	-	-	-	-	-	-	3	1	4	10
30	Region 01 - San Nicolas Ilocos Norte	SAN NICOLAS WATER DISTRICT	22	8	30	1	4	5	35	-	-	-	2	1	3	-	-	-	-	-	-	3	4	1	5	43
31	Region 01 - San Quintin Pangasinan	SAN QUINTIN WATER DISTRICT	-	3	3	1	-	1	4	5	5	10	-	-	-	-	-	-	-	-	-	10	3	1	4	18
32	Region 01 - Santa Ilocos Sur	SANTA WATER DISTRICT	1	2	3	-	-	-	3	1	-	1	-	-	-	-	-	-	-	-	-	1	2	-	2	6
33	Region 01 - Santa Lucia Ilocos Sur	STA. LUCIA WATER DISTRICT	3	1	4	1	-	1	5	-	-	-	-	-	-	-	-	-	-	-	-	-	1	-	1	6
34	Region 01 - Santa Maria Pangasinan	SANTA MARIA WATER DISTRICT	7	1	8	-	2	2	10	1	-	1	1	1	2	-	-	-	-	-	-	3	8	-	8	21
35	Region 01 - Santo Tomas Pangasinan	STO. TOMAS WATER DISTRICT	1	1	2	-	1	1	3	1	-	1	3	-	3	-	-	-	-	-	-	4	-	-	-	7
36	Region 01 - Sarrat Ilocos Norte	SARRAT WATER DISTRICT	3	2	5	-	1	1	6	-	-	-	-	-	-	-	-	-	-	-	-	-	1	3	4	10
37	Region 01 - Sinait Ilocos Sur	SINAIT WATER DISTRICT	3	-	3	-	-	-	3	-	1	1	-	-	-	-	-	-	-	-	-	1	2	-	2	6
38	Region 01 - Tagudin Ilocos Sur	TAGUDIN WATER DISTRICT	4	-	4	1	1	2	6	-	-	-	-	-	-	-	-	-	-	-	-	-	5	1	6	12
39	Region 01 - Tayug Pangasinan	METRO TAYUG WATER DISTRICT	5	2	7	1	3	4	11	-	-	-	-	2	2	-	-	-	-	-	-	2	12	-	12	25
40	Region 01 - Umingan Pangasinan	UMINGAN WATER DISTRICT	5	1	6	-	2	2	8	-	-	-	-	-	-	-	-	-	-	-	-	-	2	-	2	10
41	Region 01 - Urbiztondo Pangasinan	URBIZTONDO WATER DISTRICT	1	-	1	-	2	2	3	1	-	1	1	1	2	-	-	-	-	-	-	3	-	-	-	6
42	Region 01 - Urdaneta Pangasinan	URDANETA WATER DISTRICT	23	8	31	7	5	12	43	1	-	1	-	-	-	-	-	-	-	-	-	1	41	3	44	88
43	Region 01 - Vigan Ilocos Sur	METRO VIGAN WATER DISTRICT	25	5	30	3	2	5	35	-	-	-	-	-	-	-	-	-	-	-	-	-	-	-	-	35

INVENTORY OF GOVERNMENT HUMAN RESOURCES (IGHR)

10.4 LWD - Detailed Agency report by Classification, by Level of Position, by Gender

PrintDate: July 20, 2016

No.	Region	DEPARTMENT / AGENCY	CAREER						NON-CAREER												Job-Order			GRAND TOTAL					
			1st Level			2nd Level			Coterminous			Casual			Contractual			Elective			(Contract of Service)								
			Male	Female	Sub-Total	Male	Female	Sub-Total	Total	Male	Female	Sub-Total	Male	Female	Sub-Total	Male	Female	Sub-Total	Male	Female	Sub-Total	Total	Male		Female	Sub-Total			
44	Region 01 - Villasis Pangasinan	VILLASIS WATER DISTRICT	21	6	27	-	1	1	28	-	-	-	-	-	-	-	-	-	-	-	-	-	-	-	-	11	4	15	43
45	Region 02 - Alicia Isabela	ALICIA WATER DISTRICT	7	-	7	4	-	4	11	-	-	-	3	6	9	-	-	-	-	-	-	-	-	-	-	3	1	4	24
46	Region 02 - Angadanan Isabela	ANGADANAN WATER DISTRICT	3	1	4	-	1	1	6	-	-	-	-	-	-	-	-	-	-	-	-	-	-	-	-	-	-	-	5
47	Region 02 - Aparri Cagayan	APARRI WATER DISTRICT	6	3	9	2	2	4	13	-	-	-	-	-	-	-	-	-	-	-	-	-	-	-	-	4	-	4	17
48	Region 02 - Aurora Isabela	AURORA WATER DISTRICT	5	3	8	-	-	-	8	1	-	1	-	-	-	-	-	-	-	-	-	-	-	-	-	1	1	1	10
49	Region 02 - Benito Soliven Isabela	BENITO SOLIVEN WATER DISTRICT	3	1	4	-	-	-	4	1	-	1	-	-	-	-	-	-	-	-	-	-	-	-	-	1	4	-	9
50	Region 02 - Cabagan Isabela	CABAGAN WATER DISTRICT	16	1	17	3	2	5	22	-	1	1	-	-	-	-	-	-	-	-	-	-	-	-	-	1	8	-	31
51	Region 02 - Cauayan Isabela	CAUAYAN WATER DISTRICT	27	6	33	3	5	8	41	-	-	-	-	-	-	-	-	-	-	-	-	-	-	-	-	12	3	15	56
52	Region 02 - Claveria Cagayan	CLAVERIA WATER DISTRICT	5	2	7	-	1	1	8	-	1	1	-	-	-	-	-	-	-	-	-	-	-	-	-	1	-	-	9
53	Region 02 - Cordon Isabela	CORDON WATER DISTRICT	2	-	2	1	1	2	4	1	-	1	4	2	6	-	-	-	-	-	-	-	-	-	-	-	-	-	11
54	Region 02 - Diadi Nueva Vizcaya	DIADI WATER DISTRICT	1	1	2	1	-	1	3	-	-	-	2	-	2	-	-	-	-	-	-	-	-	-	-	2	-	-	5
55	Region 02 - Gamu Isabela	GAMU WATER DISTRICT	1	-	1	1	1	2	3	-	-	-	-	-	-	-	-	-	-	-	-	-	-	-	-	10	3	13	16
56	Region 02 - Gonzaga Cagayan	GONZAGA WATER DISTRICT	7	3	10	-	1	1	11	1	-	1	3	1	4	-	-	-	-	-	-	-	-	-	-	5	-	-	16
57	Region 02 - Ilagan Isabela	ILAGAN WATER DISTRICT	21	5	26	5	3	8	34	-	-	-	-	-	-	-	-	-	-	-	-	-	-	-	-	18	4	22	56
58	Region 02 - Lal-Lo Cagayan	LAL-LO WATER DISTRICT	4	2	6	1	-	1	7	-	-	-	-	1	1	-	-	-	-	-	-	-	-	-	-	1	7	1	16
59	Region 02 - Naguilian Isabela	NAGUILIAN WATER DISTRICT	5	1	6	-	1	1	7	1	-	1	-	-	-	-	-	-	-	-	-	-	-	-	-	1	1	-	9
60	Region 02 - Penablanca Cagayan	PEÑABLANCA WATER DISTRICT	2	4	6	1	-	1	7	-	-	-	-	-	-	-	-	-	-	-	-	-	-	-	-	2	-	2	9
61	Region 02 - Ramon Isabela	RAMON WATER DISTRICT	6	2	8	1	-	1	9	-	-	-	-	-	-	-	-	-	-	-	-	-	-	-	-	-	2	2	11
62	Region 02 - Reina Mercedes Isabela	REINA MERCEDES WATER DISTRICT	5	2	7	-	-	-	7	1	-	1	-	-	-	-	-	-	-	-	-	-	-	-	-	1	-	-	8
63	Region 02 - Roxas Isabela	ROXAS WATER DISTRICT	13	1	14	2	2	4	18	-	-	-	-	-	-	-	-	-	-	-	-	-	-	-	-	3	-	3	21
64	Region 02 - San Guillermo Isabela	SAN GUILLERMO WATER DISTRICT	3	1	4	-	-	-	4	-	1	1	-	-	-	-	-	-	-	-	-	-	-	-	-	1	2	-	7

INVENTORY OF GOVERNMENT HUMAN RESOURCES (IGHR)

10.4 LWD - Detailed Agency report by Classification, by Level of Position, by Gender

PrintDate: July 20, 2016

No.	Region	DEPARTMENT / AGENCY	CAREER						NON-CAREER												Job-Order			GRAND TOTAL							
			1st Level			2nd Level			Coterminus			Casual			Contractual			Ejective			(Contract of Service)										
			Male	Female	Sub-Total	Male	Female	Sub-Total	Total	Male	Female	Sub-Total	Male	Female	Sub-Total	Male	Female	Sub-Total	Male	Female	Sub-Total	Total	Male		Female	Sub-Total					
65	Region 02 - San Manuel (Caltang) Isabela	SAN MANUEL WATER DISTRICT	3	-	3	2	2	4	7	-	-	-	3	1	4	-	-	-	-	-	-	-	-	-	-	-	4	-	-	-	11
66	Region 02 - Sanchez- Mira Cagayan	SANCHEZ-MIRA WATER DISTRICT	4	1	5	1	1	2	7	-	-	-	-	-	-	-	-	-	-	-	-	-	-	-	-	-	-	1	-	1	8
67	Region 02 - Santiago Isabela	SANTIAGO CITY WATER DISTRICT	39	8	45	13	11	24	69	-	-	-	2	3	5	-	-	-	-	-	-	-	-	-	-	-	5	3	-	3	77
68	Region 02 - Tuguegarao Cagayan	TUGUEGARAO WATER DISTRICT	57	17	74	15	18	33	107	2	1	3	25	8	31	-	-	-	-	-	-	-	-	-	-	-	34	20	6	28	167
69	Region 02 - Tumauni Isabela	TUMAUNI WATER DISTRICT	8	3	11	2	3	5	16	-	-	-	-	-	-	-	-	-	-	-	-	-	-	-	-	-	-	6	3	9	25
70	Region 03 - Angat Bulacan	ANGAT WATER DISTRICT	-	3	3	1	4	5	8	14	1	15	-	-	-	-	-	-	-	-	-	-	-	-	-	-	16	4	-	4	27
71	Region 03 - Angeles City Pampanga	ANGELES CITY WATER DISTRICT	115	16	131	17	19	36	167	1	-	1	-	-	-	-	-	-	-	-	-	-	-	-	-	-	1	12	5	17	185
72	Region 03 - Bacolor Pampanga	BACOLOR WATER DISTRICT	4	1	5	-	2	2	7	-	-	-	-	-	-	-	-	-	-	-	-	-	-	-	-	-	-	9	2	11	18
73	Region 03 - Bagac Bataan	BAGAC WATER DISTRICT	8	2	10	-	1	1	11	1	-	1	-	-	-	-	-	-	-	-	-	-	-	-	-	-	1	1	1	2	14
74	Region 03 - Balagtas Bulacan	BALAGTAS WATER DISTRICT	6	2	8	1	1	2	10	-	-	-	-	-	-	-	-	-	-	-	-	-	-	-	-	-	-	8	-	8	18
75	Region 03 - Balanga Bataan	BALANGA WATER DISTRICT	28	8	34	3	5	8	42	1	-	1	3	2	5	-	-	-	-	-	-	-	-	-	-	-	6	1	1	2	50
76	Region 03 - Baler Aurora Province	BALER WATER DISTRICT	2	-	2	-	-	-	2	-	1	1	-	-	-	-	-	-	-	-	-	-	-	-	-	-	1	2	1	3	6
77	Region 03 - Baliuag Bulacan	BALIWAG WATER DISTRICT	68	19	87	13	15	28	115	-	-	-	-	-	-	-	-	-	-	-	-	-	-	-	-	-	-	18	5	23	138
78	Region 03 - Bocaue Bulacan	BOCAUE WATER DISTRICT	30	6	36	3	7	10	46	-	-	-	1	1	2	-	-	-	-	-	-	-	-	-	-	-	2	15	-	15	62
79	Region 03 - Bongabon Nueva Ecija	BONGABON WATER DISTRICT	1	2	3	-	-	-	3	1	-	1	-	-	-	-	-	-	-	-	-	-	-	-	-	-	1	19	-	19	23
80	Region 03 - Bulacan Bulacan	BULACAN WATER DISTRICT	37	4	41	2	6	8	49	-	-	-	-	-	-	-	-	-	-	-	-	-	-	-	-	-	-	13	1	14	63
81	Region 03 - Bustos Bulacan	BUSTOS WATER DISTRICT	17	6	23	3	6	9	32	-	-	-	1	-	1	-	-	-	-	-	-	-	-	-	-	-	1	11	2	13	46
82	Region 03 - Cabanatuan City	CABANATUAN CITY WATER DISTRICT	112	14	126	30	43	73	199	1	-	1	-	-	-	-	-	-	-	-	-	-	-	-	-	-	1	18	10	28	228
83	Region 03 - Cabangan Zambales	CABAGAN WATER DISTRICT	-	-	-	-	2	2	2	-	-	-	1	1	2	-	-	-	-	-	-	-	-	-	-	-	2	3	-	3	7
84	Region 03 - Cabiao Nueva Ecija	CABIAO WATER DISTRICT	22	10	32	4	4	8	40	1	-	1	-	-	-	-	-	-	-	-	-	-	-	-	-	-	1	24	2	26	67
85	Region 03 - Calumpit Bulacan	CALUMPIT WATER DISTRICT	69	29	96	-	-	-	96	1	-	1	-	-	-	-	-	-	-	-	-	-	-	-	-	-	1	20	-	20	119

INVENTORY OF GOVERNMENT HUMAN RESOURCES (IGHR)

10.4 LWD - Detailed Agency report by Classification, by Level of Position, by Gender

PrintDate: July 20, 2018

No.	Region	DEPARTMENT / AGENCY	CAREER						NON-CAREER												Job-Order			GRAND TOTAL						
			1st Level			2nd Level			Coterminus			Casual			Contractual			Elective			(Contract of Service)									
			Male	Female	Sub-Total	Male	Female	Sub-Total	Total	Male	Female	Sub-Total	Male	Female	Sub-Total	Male	Female	Sub-Total	Male	Female	Sub-Total	Total	Male		Female	Sub-Total				
86	Region 03 - Camiling Tarlac	CAMILING WATER DISTRICT	2	1	3	2	2	4	7	-	-	-	-	-	-	-	-	-	-	-	-	-	-	-	1	1	8			
87	Region 03 - Candaba Pampanga	CANDABA WATER DISTRICT	16	6	22	-	-	-	22	1	-	1	1	-	1	-	-	-	-	-	-	-	-	2	6	1	7	31		
88	Region 03 - Candelaria Zambales	CANDELARIA WATER DISTRICT	4	1	5	-	-	-	5	-	-	-	1	1	2	-	-	-	-	-	-	-	-	2	4	2	6	13		
89	Region 03 - Castillejos Zambales	CASTILLEJOS WATER DISTRICT	1	-	1	2	4	6	7	-	-	-	6	1	7	-	-	-	-	-	-	-	-	7	12	-	12	26		
90	Region 03 - Concepcion Tarlac	CONCEPCION WATER DISTRICT	18	4	22	4	7	11	33	-	-	-	-	-	-	-	-	-	-	-	-	-	-	-	37	8	45	78		
91	Region 03 - Cuyapo Nueva Ecija	CUYAPO WATER DISTRICT	4	3	7	1	-	1	8	-	-	-	-	-	-	-	-	-	-	-	-	-	-	-	21	3	24	32		
92	Region 03 - Dinalupihan Bataan	DINALUPIHAN WATER DISTRICT	30	3	33	2	5	7	40	-	-	-	-	1	1	-	-	-	-	-	-	-	-	1	12	-	12	53		
93	Region 03 - Dipaculo Aurora Province	DIPACULAO WATER DISTRICT	1	-	1	1	-	1	2	-	-	-	-	-	-	-	-	-	-	-	-	-	-	-	3	1	4	6		
94	Region 03 - Floridablanca Pampanga	FLORIDABLANCA WATER DISTRICT	52	7	59	11	13	24	83	-	-	-	-	-	-	-	-	-	-	-	-	-	-	-	1	1	2	85		
95	Region 03 - Gapan Nueva Ecija	GAPAN WATER DISTRICT	10	3	13	2	5	7	20	-	-	-	-	-	-	-	-	-	-	-	-	-	-	-	43	3	46	66		
96	Region 03 - Gen Tinio Nueva Ecija	GEN. TINIO WATER DISTRICT	4	3	7	1	3	4	11	-	-	-	-	-	-	-	-	-	-	-	-	-	-	-	6	1	7	18		
97	Region 03 - GenM Natividad Nueva Ecija	GEN. M. NATIVIDAD WATER DISTRICT	4	1	5	-	1	1	6	-	-	-	-	-	-	-	-	-	-	-	-	-	-	-	2	-	2	8		
98	Region 03 - Geron Tarlac	GERONA WATER DISTRICT	9	3	12	-	1	1	13	1	-	1	-	-	-	-	-	-	-	-	-	-	-	-	1	8	1	9	23	
99	Region 03 - Guagua Pampanga	GUAGUA WATER DISTRICT	21	2	23	21	7	28	51	-	-	-	-	-	-	-	-	-	-	-	-	-	-	-	17	2	19	70		
100	Region 03 - Guimba Nueva Ecija	GUIMBA WATER DISTRICT	36	4	40	10	5	15	55	-	1	1	-	-	-	-	-	-	-	-	-	-	-	-	1	4	6	10	66	
101	Region 03 - Hagonoy Bulacan	HAGONOY WATER DISTRICT	47	12	59	2	6	8	67	-	-	-	3	1	4	-	-	-	-	-	-	-	-	-	-	4	9	1	10	81
102	Region 03 - Hermosa Bataan	HERMOSA WATER DISTRICT	12	3	15	1	3	4	19	-	-	-	-	-	-	-	-	-	-	-	-	-	-	-	-	2	1	3	22	
103	Region 03 - Iba Zambales	IBA WATER DISTRICT	4	4	8	-	1	1	9	-	-	-	-	-	-	-	-	-	-	-	-	-	-	-	-	3	1	4	13	
104	Region 03 - Jaen Nueva Ecija	JAEN WATER DISTRICT	12	5	17	1	4	5	22	-	-	-	-	-	-	-	-	-	-	-	-	-	-	-	-	18	-	18	40	
105	Region 03 - Licab Nueva Ecija	LICAB WATER DISTRICT	4	2	6	-	1	1	7	-	-	-	-	-	-	-	-	-	-	-	-	-	-	-	-	7	-	7	14	
106	Region 03 - Limay Bataan	LIMAY WATER DISTRICT	9	-	9	10	7	17	26	-	-	-	8	-	8	-	-	-	-	-	-	-	-	-	-	8	3	11	45	
107	Region 03 - Lubao	LUBAO WATER DISTRICT	41	7	48	3	6	9	57	-	-	-	-	-	-	-	-	-	-	-	-	-	-	-	-	11	-	11	68	

INVENTORY OF GOVERNMENT HUMAN RESOURCES (IGHR)

10.4 LWD - Detailed Agency report by Classification, by Level of Position, by Gender

PrintDate: July 20, 2016

No.	Region	DEPARTMENT / AGENCY	CAREER						NON-CAREER												Job-Order			GRAND TOTAL						
			1st Level			2nd Level			Coterminus			Casual			Contractual			Elective			(Contract of Service)									
			Male	Female	Sub-Total	Male	Female	Sub-Total	Total	Male	Female	Sub-Total	Male	Female	Sub-Total	Male	Female	Sub-Total	Male	Female	Sub-Total	Total	Male		Female	Sub-Total				
	Lubao Pampanga	LUPAO WATER DISTRICT	1	2	3	1	-	1	4	-	-	-	-	-	-	-	-	-	-	-	-	-	-	-	-	4	1	5	9	
108	Region 03 - Lubao Nueva Ecija	MABALACAT WATER DISTRICT	94	19	113	24	25	49	162	1	1	2	-	-	-	-	-	-	-	-	-	-	-	-	-	2	47	5	62	216
109	Region 03 - Mabalacat Pampanga	MACABEBE WATER DISTRICT	7	5	12	-	1	1	13	1	-	1	-	-	-	-	-	-	-	-	-	-	-	-	-	1	18	1	19	33
110	Region 03 - Macabebe Pampanga	MALOLOS WATER DISTRICT	95	10	105	9	13	22	127	-	1	1	17	8	25	-	-	-	-	-	-	-	-	-	-	26	29	11	40	193
111	Region 03 - Malolos Bulacan	MARILAO WATER DISTRICT	41	10	51	4	10	14	65	1	-	1	-	-	-	-	-	-	-	-	-	-	-	-	-	1	32	2	34	100
112	Region 03 - Marilao Bulacan	MARIVELES WATER DISTRICT	28	2	30	2	4	6	34	-	-	-	18	-	18	-	-	-	-	-	-	-	-	-	-	18	-	-	-	50
113	Region 03 - Mariveles Bataan	MASANTOL WATER DISTRICT	11	-	11	2	1	3	14	-	-	-	7	-	7	-	-	-	-	-	-	-	-	-	-	7	-	-	-	21
114	Region 03 - Masantol Pampanga	MASINLOC WATER DISTRICT	-	-	-	1	3	4	4	-	-	-	-	-	-	-	-	-	-	-	-	-	-	-	-	-	4	1	5	9
115	Region 03 - Masinloc Zambales	MAYANTOC WATER DISTRICT	1	3	4	3	-	3	7	-	-	-	-	-	-	-	-	-	-	-	-	-	-	-	-	-	-	-	-	7
116	Region 03 - Mayantoc Tarlac	MEYCAUAYAN WATER DISTRICT	24	8	30	3	10	13	43	-	-	-	-	-	-	-	-	-	-	-	-	-	-	-	-	-	25	8	31	74
117	Region 03 - Meycauayan Bulacan	MONCADA WATER DISTRICT	12	3	15	3	1	4	19	-	-	-	-	-	-	-	-	-	-	-	-	-	-	-	-	-	8	-	6	25
118	Region 03 - Moncada Tarlac	MORONG WATER DISTRICT	2	2	4	-	-	-	4	-	1	1	-	1	1	-	-	-	-	-	-	-	-	-	-	2	7	1	8	14
119	Region 03 - Morong Bataan	MUÑOZ WATER DISTRICT	20	2	22	5	2	7	29	1	-	1	-	-	-	-	-	-	-	-	-	-	-	-	-	1	-	-	-	30
120	Region 03 - Munoz Nueva Ecija	NORZAGARAY WATER DISTRICT	19	4	23	2	3	5	28	2	3	5	-	-	-	-	-	-	-	-	-	-	-	-	-	5	28	1	29	62
121	Region 03 - Norzagaray Bulacan	OBANDO WATER DISTRICT	15	5	20	2	4	6	26	-	-	-	3	-	3	-	-	-	-	-	-	-	-	-	-	3	8	1	7	36
122	Region 03 - Obando Bulacan	ORANI WATER DISTRICT	11	2	13	8	8	16	29	-	-	-	-	-	-	-	-	-	-	-	-	-	-	-	-	-	23	4	27	56
123	Region 03 - Orani Bataan	ORION WATER DISTRICT	17	3	20	-	3	3	23	-	1	1	1	1	2	-	-	-	-	-	-	-	-	-	-	3	3	-	3	29
124	Region 03 - Orion Bataan	PALAUIG WATER DISTRICT	-	1	1	2	1	3	4	-	-	-	-	-	-	-	-	-	-	-	-	-	-	-	-	-	3	1	4	8
125	Region 03 - Palauig Zambales	PALAYAN WATER DISTRICT	14	4	18	-	-	-	18	-	-	-	-	-	-	-	-	-	-	-	-	-	-	-	-	-	14	7	21	39
126	Region 03 - Palayan City	PANDI WATER DISTRICT	6	5	11	1	5	6	17	-	-	-	7	4	11	-	-	-	-	-	-	-	-	-	-	11	3	1	4	32
127	Region 03 - Pandi Bulacan																													

INVENTORY OF GOVERNMENT HUMAN RESOURCES (IGHR)

10.4 LWD - Detailed Agency report by Classification, by Level of Position, by Gender

PrintDate: July 20, 2016

No.	Region	DEPARTMENT / AGENCY	CAREER						NON-CAREER												Job-Order			GRAND TOTAL					
			1st Level			2nd Level			Continuing			Casual			Contractual			Elective			(Contract of Service)								
			Male	Female	Sub-Total	Male	Female	Sub-Total	Total	Male	Female	Sub-Total	Male	Female	Sub-Total	Male	Female	Sub-Total	Male	Female	Sub-Total	Total	Male		Female	Sub-Total			
128	Region 03 - Paniqui Tarlac	PANQUI WATER DISTRICT	-	-	-	1	-	1	1	-	-	-	-	-	-	-	-	-	-	-	-	-	-	-	1	1	2	3	
129	Region 03 - Penaranda Nueva Ecija	PEÑARANDA WATER DISTRICT	17	5	22	3	4	7	29	-	-	-	-	-	-	-	-	-	-	-	-	-	-	-	5	-	5	34	
130	Region 03 - Plaridel Bulacan	PLARIDEL WATER DISTRICT	24	4	28	2	6	8	36	-	-	-	-	-	-	-	-	-	-	-	-	-	-	-	22	-	22	58	
131	Region 03 - Porac Pampanga	PORAC WATER DISTRICT	17	3	20	-	4	4	24	1	-	1	-	-	-	-	-	-	-	-	-	-	-	-	-	-	-	25	
132	Region 03 - Ramos Tarlac	RAMOS WATER DISTRICT	3	-	3	1	2	3	6	-	-	-	-	-	-	-	-	-	-	-	-	-	-	-	1	1	2	8	
133	Region 03 - San Antonio Nueva Ecija	SAN ANTHONIO WATER DISTRICT	15	9	24	-	4	4	28	1	1	2	-	-	-	-	-	-	-	-	-	-	-	-	2	18	2	20	50
134	Region 03 - San Felipe Zambales	SAN FELIPE WATER DISTRICT	5	5	10	1	1	2	12	-	-	-	-	-	-	-	-	-	-	-	-	-	-	-	-	-	-	12	
135	Region 03 - San Fernando Pampanga	CITY OF SAN FERNANDO WATER DISTRICT	74	18	92	18	17	35	127	-	-	-	-	-	-	-	-	-	-	-	-	-	-	-	41	6	47	174	
136	Region 03 - San Ildefonso Bulacan	SAN ILDEFONSO WATER DISTRICT	28	8	36	1	-	1	37	-	-	-	-	-	-	-	-	-	-	-	-	-	-	-	5	1	6	43	
137	Region 03 - San Jose City Nueva Ecija	SAN JOSE WATER DISTRICT	28	6	33	7	8	13	46	1	1	2	-	-	-	-	-	-	-	-	-	-	-	-	2	15	4	10	67
138	Region 03 - San Jose Del Monte Bulacan	SAN JOSE DEL MONTE CITY WATER DISTRICT	147	43	190	17	33	50	240	-	-	-	-	-	-	-	-	-	-	-	-	-	-	-	8	9	17	257	
139	Region 03 - San Marcelino Zambales	SAN MARCELINO WATER DISTRICT	4	3	7	1	2	3	10	-	-	-	1	1	2	-	-	-	-	-	-	-	-	-	2	5	5	17	
140	Region 03 - San Miguel Bulacan	SAN MIGUEL WATER DISTRICT	24	8	32	1	1	2	34	-	-	-	-	-	-	-	-	-	-	-	-	-	-	-	4	-	4	38	
141	Region 03 - San Narciso Zambales	SAN NARCISO WATER DISTRICT	1	1	2	-	2	2	4	-	-	-	-	-	-	-	-	-	-	-	-	-	-	-	1	-	1	5	
142	Region 03 - San Rafael Bulacan	SAN RAFAEL WATER DISTRICT	24	7	31	2	8	8	39	-	-	-	-	-	-	-	-	-	-	-	-	-	-	-	1	-	1	40	
143	Region 03 - Santa Cruz Zambales	STA. CRUZ WATER DISTRICT	3	-	3	-	3	3	6	-	-	-	-	-	-	-	-	-	-	-	-	-	-	-	-	-	-	6	
144	Region 03 - Santa Ignacia Tarlac	STA. IGNACIA WATER DISTRICT	8	2	8	-	3	3	11	-	-	-	-	-	-	-	-	-	-	-	-	-	-	-	1	-	1	12	
145	Region 03 - Santa Maria Bulacan	SANTA MARIA WATER DISTRICT	37	15	52	6	7	13	65	1	-	1	3	12	16	-	-	-	-	-	-	-	-	-	16	11	3	14	95
146	Region 03 - Santa Rita Pampanga	STA.RITA WATER DISTRICT	1	1	2	-	-	-	2	-	1	1	-	-	-	-	-	-	-	-	-	-	-	-	1	3	2	6	8
147	Region 03 - Santa Rosa Nueva Ecija	STA. ROSA WATER DISTRICT	42	5	47	3	3	6	53	-	-	-	-	-	-	-	-	-	-	-	-	-	-	-	5	1	6	59	
148	Region 03 - Sasmuan Pampanga	SASMUAN WATER DISTRICT	4	3	7	2	1	3	10	-	-	-	-	-	-	-	-	-	-	-	-	-	-	-	-	-	-	10	

INVENTORY OF GOVERNMENT HUMAN RESOURCES (IGHR)

1.0.4 LWD - Detailed Agency report by Classification, by Level of Position, by Gender

PrintDate: July 20, 2016

No.	Region	DEPARTMENT / AGENCY	CAREER						NON-CAREER												Job-Order			GRAND TOTAL		
			1st Level			2nd Level			Continuus			Casual			Contractual			Elective			(Contract of Service)					
			Male	Female	Sub-Total	Male	Female	Sub-Total	Total	Male	Female	Sub-Total	Male	Female	Sub-Total	Male	Female	Sub-Total	Male	Female	Sub-Total	Total	Male		Female	Sub-Total
149	Region 03 - Subic Zambales	SUBIC WATER DISTRICT	26	5	31	8	5	13	44	-	-	-	10	-	10	-	-	-	-	-	-	10	13	1	14	68
150	Region 03 - Talavera Nueva Ecija	TALAVERA WATER DISTRICT	21	-	21	2	3	5	26	-	-	-	-	-	-	-	-	-	-	-	-	-	41	2	43	69
151	Region 03 - Talugtug Nueva Ecija	TALUGTUG WATER DISTRICT	-	-	-	4	2	6	6	-	-	-	-	-	-	-	-	-	-	-	-	-	4	-	4	10
152	Region 03 - Tarlac Terlac	TARLAC WATER DISTRICT	1	1	2	3	2	5	7	-	-	-	-	-	-	-	-	-	-	-	-	-	1	1	2	9
153	Region 04 - Agoncillo Batangas	AGONCILLO WATER DISTRICT	13	5	18	1	-	1	19	-	-	-	4	-	4	-	-	-	-	-	-	4	-	-	-	23
154	Region 04 - Alaminos Laguna	ALAMINOS WATER DISTRICT	12	3	15	2	-	2	17	-	-	-	21	1	22	-	-	-	-	-	-	22	7	3	10	49
155	Region 04 - Aitagtag Batangas	ALITAGTAG WATER DISTRICT	7	1	8	-	-	-	8	-	1	1	5	4	9	-	1	1	-	-	-	11	2	-	2	21
156	Region 04 - Amadeo Cavite	AMADEO WATER DISTRICT	13	6	19	2	3	5	24	-	-	-	-	-	-	-	-	-	-	-	-	-	9	4	13	37
157	Region 04 - Atimonan Quezon	ATIMONAN WATER DISTRICT	8	4	12	-	-	-	12	1	-	1	-	-	-	-	-	-	-	-	-	1	3	-	3	16
158	Region 04 - Balayan Batangas	BALAYAN WATER DISTRICT	11	4	15	4	1	5	20	-	-	-	-	-	-	-	-	-	-	-	-	-	3	-	3	23
159	Region 04 - Batangas City	BATANGAS CITY WATER DISTRICT	88	14	100	17	11	28	128	-	2	2	-	-	-	-	-	-	-	-	-	2	88	7	93	223
160	Region 04 - Cabuyao Laguna	CABUYAO WATER DISTRICT	16	3	19	5	6	11	30	-	-	-	29	2	31	-	-	-	-	-	-	31	6	3	9	70
161	Region 04 - Calamba Laguna	CALAMBA WATER DISTRICT	121	27	148	18	31	49	197	-	-	-	-	-	-	78	5	83	-	-	-	83	23	-	23	303
162	Region 04 - Calauag Quezon	CALAUAG WATER DISTRICT	5	2	7	-	32	32	39	-	-	-	8	-	8	8	-	8	-	-	-	16	3	-	3	58
163	Region 04 - Candelaria Quezon	CANDELARIA WATER DISTRICT	2	2	4	2	1	3	7	15	1	16	1	3	4	-	-	-	-	-	-	20	5	-	5	32
164	Region 04 - Carmona Cavite	CARMONA WATER DISTRICT	38	6	44	2	4	6	50	-	1	1	3	2	5	-	-	-	-	-	-	5	14	3	17	73
165	Region 04 - Catanduan Quezon	CATANAUAN WATER DISTRICT	4	2	6	1	-	1	7	-	-	-	-	-	-	-	-	-	-	-	-	-	-	1	1	8
166	Region 04 - Cullion Palawan	CULLION WATER DISTRICT	5	-	5	1	3	4	9	-	-	-	-	-	-	-	-	-	-	-	-	-	3	1	4	13
167	Region 04 - Dasmariñas Cavite	DASMARIÑAS WATER DISTRICT	251	58	309	30	34	64	373	1	-	1	-	-	-	-	-	-	-	-	-	1	226	26	292	626
168	Region 04 - Dolores Quezon	DOLORES WATER DISTRICT	1	-	1	2	3	5	6	-	-	-	-	-	-	8	-	8	-	-	-	8	-	-	-	14
169	Region 04 - Gen Mariano Alvarez Cavite	GEN. M ALVAREZ WATER DISTRICT	53	10	63	6	4	10	73	-	-	-	32	5	37	-	-	-	-	-	-	37	12	1	13	123

INVENTORY OF GOVERNMENT HUMAN RESOURCES (IGHR)

1.0.4 LWD - Detailed Agency report by Classification, by Level of Position, by Gender

PrintDate: July 20, 2016

No.	Region	DEPARTMENT / AGENCY	CAREER						NON-CAREER												Job-Order			GRAND TOTAL		
			1st Level			2nd Level			Continuus			Casual			Contractual			Elective			(Contract of Service)					
			Male	Female	Sub-Total	Male	Female	Sub-Total	Total	Male	Female	Sub-Total	Male	Female	Sub-Total	Male	Female	Sub-Total	Male	Female	Sub-Total	Total	Male		Female	Sub-Total
170	Region 04 - GenE Aguineldo Cavite	GEN. E. AGUINALDO WATER DISTRICT	8	3	11	-	-	-	11	1	-	1	-	-	-	-	-	-	-	-	-	1	4	3	7	19
171	Region 04 - Guinayangan Quezon	GUINAYANGAN WATER DISTRICT	6	3	9	-	-	-	9	-	-	-	-	-	-	-	-	-	-	-	-	-	-	-	-	9
172	Region 04 - Gumaca Quezon	GUMACA WATER DISTRICT	4	1	5	1	-	1	6	1	-	1	-	-	-	-	-	-	-	-	-	1	4	2	6	13
173	Region 04 - Indang Cavite	INDANG WATER DISTRICT	17	3	20	1	2	3	23	-	-	-	-	-	-	-	-	-	-	-	-	-	13	4	17	40
174	Region 04 - Infanta Quezon	INFANTA-GEN. NAKAR WATER DISTRICT	29	7	36	-	4	4	40	1	-	1	-	-	-	-	-	-	-	-	-	1	26	1	27	68
175	Region 04 - Lemery Batangas	LEMERY WATER DISTRICT	1	1	2	1	2	3	5	-	-	-	-	-	-	-	-	-	-	-	-	-	-	-	-	5
176	Region 04 - Lian Batangas	LIAN WATER DISTRICT	3	3	6	1	-	1	7	-	-	-	-	-	-	-	-	-	-	-	-	-	2	1	3	10
177	Region 04 - Lipa City	METRO LIPA WATER DISTRICT	104	7	111	13	27	40	151	9	2	11	5	1	6	-	-	-	-	-	-	17	34	-	34	202
178	Region 04 - Lobo Batangas	LOBO WATER DISTRICT	14	1	15	-	2	2	17	1	-	1	-	-	-	-	-	-	-	-	-	1	2	-	2	20
179	Region 04 - Lopez Quezon	LOPEZ WATER DISTRICT	1	1	2	2	2	4	6	-	-	-	-	-	-	-	-	-	-	-	-	-	10	1	11	17
180	Region 04 - Los Banos Laguna	LAGUNA WATER DISTRICT	8	-	8	1	2	3	11	-	-	-	-	-	-	3	1	4	-	-	-	4	-	-	-	15
181	Region 04 - Lucena City	QUEZON WATER DISTRICT	143	25	168	22	20	42	210	-	-	-	38	4	40	-	-	-	-	-	-	40	84	1	85	335
182	Region 04 - Mabini Batangas	MABINI WATER DISTRICT	14	1	15	3	6	9	24	1	-	1	2	-	2	5	-	6	-	-	-	8	-	-	-	32
183	Region 04 - Macalelon Quezon	MACALELON WATER DISTRICT	2	-	2	2	-	2	4	-	-	-	-	-	-	-	-	-	-	-	-	-	3	-	3	7
184	Region 04 - Maragondon Cavite	MARAGONDON WATER DISTRICT	8	2	10	2	6	8	18	1	-	1	-	-	-	-	-	-	-	-	-	1	5	3	8	27
185	Region 04 - Mauban Quezon	MAUBAN WATER DISTRICT	11	3	14	2	1	3	17	-	-	-	-	-	-	-	-	-	-	-	-	-	1	-	1	18
186	Region 04 - Mendez- Nunez Cavite	MENDEZ WATER DISTRICT	12	3	15	1	3	4	19	-	-	-	-	-	-	-	-	-	-	-	-	-	6	-	6	25
187	Region 04 - Morong Rizal	MORONG WATER DISTRICT	30	8	38	4	6	10	48	2	-	2	7	1	8	-	-	-	-	-	-	10	8	5	13	71
188	Region 04 - Nasugbu Batangas	NASUGBU WATER DISTRICT	18	4	22	2	4	6	28	-	-	-	-	-	-	-	-	-	-	-	-	-	8	-	8	36
189	Region 04 - Naujan Oriental Mindoro	NAUJAN WATER DISTRICT	4	-	4	-	2	2	6	-	1	1	1	1	2	-	1	1	-	-	-	4	4	3	7	17
190	Region 04 - Odiongan Romblon	ODIONGAN WATER DISTRICT	5	4	9	2	2	4	13	-	-	-	-	2	2	-	-	-	-	-	-	2	-	-	-	15

INVENTORY OF GOVERNMENT HUMAN RESOURCES (IGHR)

1.0.4 LWD - Detailed Agency report by Classification, by Level of Position, by Gender

PrintDate: July 20, 2016

No.	Region	DEPARTMENT / AGENCY	CAREER						NON-CAREER												Job-Order			GRAND TOTAL					
			1st Level			2nd Level			Continous			Casual			Contractual			Elective			(Contract of Service)								
			Male	Female	Sub-Total	Male	Female	Sub-Total	Total	Male	Female	Sub-Total	Male	Female	Sub-Total	Male	Female	Sub-Total	Male	Female	Sub-Total	Total	Male		Female	Sub-Total			
191	Region 04 - Pagsanjan Laguna	PAGSANJAN WATER DISTRICT	11	3	14	6	5	11	25	14	1	15	-	-	-	-	-	-	-	-	-	-	-	-	18	14	4	18	58
192	Region 04 - Pakil Laguna	PAKIL WATER DISTRICT	4	4	8	1	-	1	9	-	-	-	-	-	-	-	-	-	-	-	-	-	-	-	-	5	-	5	14
193	Region 04 - Pillilla Rizal	PILILLA WATER DISTRICT	17	4	21	2	1	3	24	1	-	1	-	-	-	-	-	-	-	-	-	-	-	-	1	9	4	13	38
194	Region 04 - Pinamalyan Oriental Mindoro	PINAMALAYAN WATER DISTRICT	9	1	10	1	4	5	15	-	1	1	-	-	-	-	-	-	-	-	-	-	-	-	1	6	-	6	24
195	Region 04 - Pola Oriental Mindoro	POLA WATER DISTRICT	-	-	-	3	3	6	6	1	-	1	1	-	-	1	-	-	-	-	-	-	-	-	2	-	-	-	8
196	Region 04 - Polillo Quezon	POLILLO WATER DISTRICT	5	1	6	2	2	4	10	-	-	-	-	-	-	-	-	-	-	-	-	-	-	-	-	3	-	3	13
197	Region 04 - Puerto Princesa City	PUERTO PRINSESA CITY WATER DISTRICT	47	17	64	25	18	43	107	1	-	1	-	-	-	-	-	-	-	-	-	-	-	-	1	228	30	258	366
198	Region 04 - Romblon Romblon	ROMBLON WATER DISTRICT	6	4	10	-	1	1	11	-	-	-	-	-	-	-	-	-	-	-	-	-	-	-	-	6	-	6	17
199	Region 04 - Rosario Batangas	ROSARIO WATER DISTRICT	14	3	17	-	2	2	19	-	-	-	-	-	-	-	-	-	-	-	-	-	-	-	-	6	-	6	25
200	Region 04 - Roxas Oriental Mindoro	ROXAS WATER DISTRICT	1	-	1	1	-	1	2	-	-	-	1	1	2	-	-	-	-	-	-	-	-	-	2	-	-	-	4
201	Region 04 - Sablayan Occidental Mindoro	SABLAYAN WATER DISTRICT	12	5	17	1	1	2	19	-	-	-	-	-	-	-	-	-	-	-	-	-	-	-	-	20	3	23	42
202	Region 04 - San Francisco Quezon	SAN FRANCISCO WATER DISTRICT	-	-	-	-	-	-	-	1	-	1	-	-	-	-	-	-	-	-	-	-	-	-	1	15	3	18	19
203	Region 04 - San Jose Occidental Mindoro	SAN JOSE WATER DISTRICT	28	1	27	5	10	15	42	-	-	-	6	2	8	-	-	-	-	-	-	-	-	-	-	10	2	12	62
204	Region 04 - San Juan Batangas	SAN JUAN WATER DISTRICT	14	3	17	1	3	4	21	-	1	1	-	-	-	-	-	-	-	-	-	-	-	-	1	4	-	4	26
205	Region 04 - San Pablo City Laguna	SAN PABLO CITY WATER DISTRICT	106	16	121	31	27	58	179	1	-	1	-	-	-	-	-	-	-	-	-	-	-	-	1	65	22	107	287
206	Region 04 - San Pedro Laguna	SAN PEDRO WATER DISTRICT	1	-	1	3	-	3	4	-	-	-	-	-	-	-	2	2	-	-	-	-	-	-	2	1	1	2	8
207	Region 04 - Santa Cruz Laguna	STA. CRUZ WATER DISTRICT	33	6	39	3	9	12	51	1	1	2	9	1	10	-	-	-	-	-	-	-	-	-	12	18	1	19	82
208	Region 04 - Silang Cavite	SILANG WATER DISTRICT	124	28	152	8	14	22	174	-	-	-	-	-	-	-	-	-	-	-	-	-	-	-	-	44	7	51	225
209	Region 04 - Siniloan Laguna	SINILOAN WATER DISTRICT	23	2	25	2	5	7	32	-	-	-	-	-	-	-	-	-	-	-	-	-	-	-	-	27	-	27	59
210	Region 04 - Taal Batangas	TAAL WATER DISTRICT	15	2	17	2	1	3	20	-	-	-	10	5	15	-	-	-	-	-	-	-	-	-	15	5	2	7	42
211	Region 04 - Tagaytay City	TAGAYTAY CITY WATER DISTRICT	34	7	41	6	8	14	55	-	-	-	5	3	8	-	-	-	-	-	-	-	-	-	8	117	14	131	194

INVENTORY OF GOVERNMENT HUMAN RESOURCES (IGHR)

1.0.4 LWD - Detailed Agency report by Classification, by Level of Position, by Gender

PrintDate: July 20, 2016

No.	Region	DEPARTMENT / AGENCY	CAREER						NON-CAREER												Job-Order			GRAND TOTAL						
			1st Level			2nd Level			Coterminus			Casual			Contractual			Elective			(Contract of Service)									
			Male	Female	Sub-Total	Male	Female	Sub-Total	Total	Male	Female	Sub-Total	Male	Female	Sub-Total	Male	Female	Sub-Total	Male	Female	Sub-Total	Total	Male		Female	Sub-Total				
212	Region 04 - Tagkawayan Quezon	TAGKAWAYAN WATER DISTRICT	8	5	13	1	1	2	16	-	-	-	-	-	-	-	-	-	-	-	-	-	-	-	4	-	4	19		
213	Region 04 - Tanauan Batangas	TANAUAN WATER DISTRICT	52	6	58	5	15	20	78	-	-	-	3	-	3	-	-	-	-	-	-	-	-	-	3	31	-	31	112	
214	Region 04 - Tanay Rizal	TANAY WATER DISTRICT	35	5	40	8	7	15	55	1	-	1	-	-	-	-	-	-	-	-	-	-	-	-	1	39	10	49	105	
215	Region 04 - Tanza Cavite	TANZA WATER DISTRICT	42	11	53	2	6	8	61	-	1	1	-	-	-	-	-	-	-	-	-	-	-	-	1	24	1	25	87	
216	Region 04 - Taysan Batangas	TAYSAN WATER DISTRICT	9	3	12	1	-	1	13	-	-	-	-	-	-	-	-	-	-	-	-	-	-	-	-	3	-	3	16	
217	Region 04 - Taytay Palawan	TAYTAY WATER DISTRICT	9	6	15	1	-	1	16	-	-	-	5	-	5	2	-	2	-	-	-	-	-	-	7	3	-	3	26	
218	Region 04 - Teresa Rizal	TERESA WATER DISTRICT	19	2	21	1	2	3	24	-	-	-	-	-	-	-	-	-	-	-	-	-	-	-	-	2	1	3	27	
219	Region 04 - Tiaong Quezon	TIAONG WATER DISTRICT	6	2	8	3	3	6	14	-	-	-	11	2	13	-	-	-	-	-	-	-	-	-	13	8	3	11	38	
220	Region 04 - Trece Martirez City	TRECE MARTIREZ WATER DISTRICT	48	4	52	7	9	16	68	-	-	-	-	-	-	-	-	-	-	-	-	-	-	-	-	41	13	54	120	
221	Region 04 - Tuy Batangas	TUY WATER DISTRICT	14	3	17	-	2	2	19	-	1	1	-	-	-	-	-	-	-	-	-	-	-	-	-	1	5	-	6	25
222	Region 04 - Unisan Quezon	UNISAN WATER DISTRICT	2	-	2	-	-	-	2	1	-	1	-	-	-	-	-	-	-	-	-	-	-	-	-	1	1	2	4	
223	Region 05 - Aroroy Masbate	AROROY WATER DISTRICT	2	1	3	1	1	2	5	1	-	1	-	-	-	-	-	-	-	-	-	-	-	-	1	13	4	17	23	
224	Region 05 - Baseo Camarines Sur	BAAO WATER DISTRICT	15	-	15	4	2	6	21	-	-	-	3	4	7	-	-	-	-	-	-	-	-	-	7	26	-	26	54	
225	Region 05 - Bacacay Albay	BACACAY WATER DISTRICT	12	6	18	-	6	6	24	-	-	-	4	6	10	-	-	-	-	-	-	-	-	-	-	10	2	5	7	41
226	Region 05 - Baras Catanduanes	BARAS WATER DISTRICT	2	2	4	1	1	2	6	-	-	-	1	3	4	-	-	-	-	-	-	-	-	-	-	4	-	-	4	10
227	Region 05 - Bato Camarines Sur	BATO WATER DISTRICT	5	1	6	11	4	15	21	-	-	-	-	-	-	-	-	-	-	-	-	-	-	-	-	1	1	2	23	
228	Region 05 - Bulan Sorsogon	BULAN WATER DISTRICT	9	2	11	1	3	4	15	-	-	-	-	-	-	-	-	-	-	-	-	-	-	-	-	9	1	10	25	
229	Region 05 - Calabanga Camarines Sur	CALABANGA WATER DISTRICT	12	6	18	2	4	6	24	-	-	-	-	-	-	-	-	-	-	-	-	-	-	-	-	25	6	31	55	
230	Region 05 - Camalig Albay	CAMALIG WATER DISTRICT	5	2	7	-	1	1	8	-	1	1	-	-	-	-	-	-	-	-	-	-	-	-	-	1	-	-	1	9
231	Region 05 - Casiguran Sorsogon	CASIGURAN WATER DISTRICT	2	-	2	1	4	5	7	-	-	-	2	-	2	-	-	-	-	-	-	-	-	-	-	2	6	-	8	15
232	Region 05 - Daet Camarines Norte	CAMARINES NORTE WATER DISTRICT	2	1	3	2	4	6	9	-	1	1	-	-	-	-	-	-	-	-	-	-	-	-	-	1	-	-	1	10

INVENTORY OF GOVERNMENT HUMAN RESOURCES (IGHR)

20.4 LWD - Detailed Agency report by Classification, by Level of Position, by Gender

PrintDate: July 20, 2016

No.	Region	DEPARTMENT / AGENCY	CAREER						NON-CAREER												Job-Order			GRAND TOTAL		
			1st Level			2nd Level			Coterminous			Casual			Contractual			Elective			(Contract of Service)					
			Male	Female	Sub-Total	Male	Female	Sub-Total	Total	Male	Female	Sub-Total	Male	Female	Sub-Total	Male	Female	Sub-Total	Male	Female	Sub-Total	Total	Male		Female	Sub-Total
233	Region 05 - Deraga Albay	DARAGA WATER DISTRICT	29	8	37	5	5	10	47	-	2	2	-	-	-	-	-	-	-	-	-	2	37	6	43	92
234	Region 05 - Del Gallego Camarines Sur	DEL GALLEGU WATER DISTRICT	4	-	4	1	2	3	7	-	-	-	-	-	-	-	-	-	-	-	-	-	4	-	4	11
235	Region 05 - Donsol Sorsogon	DONSOL WATER DISTRICT	4	-	4	1	3	4	8	1	-	1	-	-	-	-	-	-	-	-	1	5	1	6	15	
236	Region 05 - Gubat Sorsogon	GUBAT WATER DISTRICT	16	3	19	2	4	6	25	-	-	-	-	-	-	-	-	-	-	-	-	-	-	-	25	
237	Region 05 - Iriga City	IRIGA CITY WATER DISTRICT	33	4	37	6	5	11	48	-	-	-	4	-	4	22	8	30	-	-	-	34	-	-	-	82
238	Region 05 - Irosin Sorsogon	IROSIN WATER DISTRICT	6	5	11	3	1	4	15	1	-	1	-	-	-	-	-	-	-	-	1	10	3	13	29	
239	Region 05 - Jose Panganiban Camarines Norte	JOSE PANGANIBAN WATER DISTRICT	12	4	16	2	2	4	20	1	-	1	-	-	-	-	-	-	-	-	1	10	1	11	32	
240	Region 06 - Legazpi City	LEGAZPI CITY WATER DISTRICT	48	12	60	17	24	41	101	-	1	1	-	-	-	-	-	-	-	-	1	18	8	26	128	
241	Region 05 - Libmanan Camarines Sur	LIBMANAN WATER DISTRICT	11	3	14	1	1	2	16	-	-	-	1	-	1	-	-	-	-	-	1	18	-	18	35	
242	Region 05 - Ligao Albay	LIGAO CITY WATER DISTRICT	19	7	26	1	2	3	29	-	-	-	2	1	3	-	-	-	-	-	3	6	1	7	39	
243	Region 05 - Masbate Masbate	MASBATE MOBO WATER DISTRICT	12	6	18	1	4	5	23	-	-	-	-	-	-	-	-	-	-	-	-	44	7	51	74	
244	Region 05 - Matnog Sorsogon	MATNOG WATER DISTRICT	5	2	7	-	-	-	7	-	-	-	-	-	-	-	-	-	-	-	-	6	1	7	14	
245	Region 05 - Nabua Camarines Sur	NABUA WATER DISTRICT	15	6	21	2	-	2	23	-	-	-	-	-	-	-	-	-	-	-	-	12	1	13	36	
246	Region 05 - Naga City	METRO NAGA WATER DISTRICT	71	10	81	32	24	56	137	1	-	1	57	10	67	-	-	-	-	-	68	382	30	412	617	
247	Region 05 - Pandan Catanduanes	PANDAN WATER DISTRICT	-	-	-	4	2	6	6	-	-	-	-	-	-	-	-	-	-	-	-	1	1	2	8	
248	Region 05 - Paracale Camarines Norte	PARACALE WATER DISTRICT	10	3	13	1	2	3	16	-	-	-	-	-	-	-	-	-	-	-	-	-	2	-	2	18
249	Region 05 - Pasacao Camarines Sur	PASACAO WATER DISTRICT	8	8	16	-	4	4	20	-	-	-	7	-	7	-	-	-	-	-	7	9	1	10	37	
250	Region 05 - Pilar Sorsogon	PILAR WATER DISTRICT	7	1	8	1	1	2	10	-	-	-	1	-	1	-	-	-	-	-	1	2	-	2	13	
251	Region 05 - Pili Camarines Sur	PILI WATER DISTRICT	17	6	23	5	8	13	36	-	-	-	7	6	13	-	-	-	-	-	13	38	7	45	92	
252	Region 05 - Ragay Camarines Sur	RAGAY WATER DISTRICT	6	2	8	1	2	3	11	-	-	-	-	-	-	-	-	-	-	-	-	4	1	5	16	
253	Region 05 - San Andres Catanduanes	SAN ANDRES WATER DISTRICT	2	2	4	-	-	-	4	-	-	-	-	-	-	-	-	-	-	-	-	1	2	3	7	

INVENTORY OF GOVERNMENT HUMAN RESOURCES (IGHR)

1.0.4 LWD - Detailed Agency report by Classification, by Level of Position, by Gender

PrintDate: July 20, 2016

No.	Region	DEPARTMENT / AGENCY	CAREER						NON-CAREER												Job-Order			GRAND TOTAL						
			1st Level			2nd Level			Continuus			Casual			Contractual			Elective			(Contract of Service)									
			Male	Female	Sub-Total	Male	Female	Sub-Total	Total	Male	Female	Sub-Total	Male	Female	Sub-Total	Male	Female	Sub-Total	Male	Female	Sub-Total	Total	Male		Female	Sub-Total				
254	Region 05 - Sipocot Camarines Sur	SIPOCOT WATER DISTRICT	9	2	11	1	2	3	14	-	-	-	-	-	-	-	-	-	-	-	-	-	-	-	-	11	1	12	26	
255	Region 05 - Sorsogon Sorsogon	SORSOGON WATER DISTRICT	17	1	18	22	24	46	64	-	-	-	-	-	-	-	-	-	-	-	-	-	-	-	-	42	2	44	108	
256	Region 05 - Tabaco Albay	TABACO CITY WATER DISTRICT	31	4	35	9	12	21	56	-	-	-	6	3	9	-	-	-	-	-	-	-	-	-	-	9	1	10	75	
257	Region 05 - Viga Catanduanes	VIGA WATER DISTRICT	4	-	4	1	-	1	5	-	-	-	-	-	-	-	-	-	-	-	-	-	-	-	-	-	-	-	5	
258	Region 05 - Virac Catanduanes	VIRAC WATER DISTRICT	13	3	16	4	9	13	29	-	-	-	-	-	-	-	-	-	-	-	-	-	-	-	-	15	-	15	44	
259	Region 06 - Ajuy Iloilo	AJUJ WATER DISTRICT	2	1	3	-	-	-	3	-	-	-	-	-	-	-	-	-	-	-	-	-	-	-	-	1	-	1	4	
260	Region 06 - Alimodian Iloilo	ALIMODIAN WATER DISTRICT	3	1	4	1	-	1	6	-	-	-	-	6	6	-	-	-	-	-	-	-	-	-	-	1	2	3	14	
261	Region 06 - Anilao Iloilo	ANILAO WATER DISTRICT	3	2	5	3	2	5	10	-	-	-	-	-	-	-	-	-	-	-	-	-	-	-	-	5	-	5	15	
262	Region 06 - Bacolod City Negros Occidental	BACOLOD WATER DISTRICT	112	48	160	41	31	72	232	1	-	1	89	5	94	-	-	-	-	-	-	-	-	-	-	150	16	166	493	
263	Region 06 - Bago City	BAGO WATER DISTRICT	19	-	19	4	3	7	26	-	-	-	-	2	2	-	-	-	-	-	-	-	-	-	-	2	17	3	20	48
264	Region 06 - Banate Iloilo	BANATE WATER DISTRICT	2	-	2	-	-	-	2	1	-	1	-	2	2	-	-	-	-	-	-	-	-	-	-	3	7	3	10	15
265	Region 06 - Barbaza Antique	BARBAZA WATER DISTRICT	3	-	3	-	-	-	3	-	-	-	1	-	1	-	-	-	-	-	-	-	-	-	-	1	3	4	7	11
266	Region 06 - Binalbagan Negros Occidental	BINALBAGAN WATER DISTRICT	18	2	16	3	3	6	24	-	1	1	13	1	14	-	-	-	-	-	-	-	-	-	-	6	-	6	45	
267	Region 06 - Buenvista Guimaras Province	BUENAVISTA WATER DISTRICT	11	3	14	1	2	3	17	-	-	-	3	1	4	-	-	-	-	-	-	-	-	-	-	12	1	13	34	
268	Region 06 - Bugasong Antique	BUGASONG WATER DISTRICT	3	1	4	-	2	2	6	-	-	-	-	-	-	-	-	-	-	-	-	-	-	-	-	2	-	2	8	
269	Region 06 - Cadiz City	CADIZ WATER DISTRICT	15	2	17	4	4	8	25	-	-	-	7	7	14	-	-	-	-	-	-	-	-	-	-	14	10	1	11	50
270	Region 06 - Callinog Iloilo	CALINOG WATER DISTRICT	4	3	7	1	-	1	8	-	-	-	-	-	-	-	-	-	-	-	-	-	-	-	-	5	-	5	13	
271	Region 06 - Concepcion Iloilo	CONCEPCION WATER DISTRICT	1	1	2	-	-	-	2	-	-	-	2	1	3	-	-	-	-	-	-	-	-	-	-	3	-	-	5	
272	Region 06 - Culasi Antique	CULASI WATER DISTRICT	3	4	7	1	-	1	8	1	-	1	-	-	-	-	-	-	-	-	-	-	-	-	-	1	1	-	1	10
273	Region 06 - Duenas Iloilo	DUEÑAS WATER DISTRICT	2	3	5	1	-	1	6	-	-	-	1	1	2	-	-	-	-	-	-	-	-	-	-	2	1	-	1	9
274	Region 06 - Dumangas Iloilo	BAROTAC WATER DISTRICT	9	4	13	2	3	5	18	-	-	-	-	-	-	-	-	-	-	-	-	-	-	-	-	28	1	29	47	

INVENTORY OF GOVERNMENT HUMAN RESOURCES (IGHR)

_0.4 LWD - Detailed Agency report by Classification, by Level of Position, by Gender

PrintDate: July 20, 2016

No.	Region	DEPARTMENT / AGENCY	CAREER						NON-CAREER												Job-Order			GRAND TOTAL						
			1st Level			2nd Level			Continuing			Casual			Contractual			Elective			(Contract of Service)									
			Male	Female	Sub-Total	Male	Female	Sub-Total	Total	Male	Female	Sub-Total	Male	Female	Sub-Total	Male	Female	Sub-Total	Male	Female	Sub-Total	Total	Male		Female	Sub-Total				
275	Region 06 - Dumarao Capiz	DUMARAO WATER DISTRICT	2	4	6	1	-	1	7	-	-	-	-	-	-	-	-	-	-	-	-	-	-	-	-	7	1	8	15	
276	Region 06 - Escalante Negros Occidental	ESCALANTE WATER DISTRICT	1	-	1	-	3	3	4	-	-	-	8	2	10	-	-	-	-	-	-	-	-	-	-	-	-	3	3	17
277	Region 06 - Estancia Iloilo	ESTANCIA WATER DISTRICT	2	3	5	1	-	1	6	-	-	-	-	-	-	-	-	-	-	-	-	-	-	-	-	5	-	5	11	
278	Region 06 - Hamtic Antique	HAMTIC WATER DISTRICT	2	1	3	1	-	1	4	1	-	1	1	-	1	-	-	-	-	-	-	-	-	-	-	2	2	1	3	9
279	Region 06 - Himamaylan Negros Occidental	HIMAMAYLAN WATER DISTRICT	9	6	15	4	4	8	23	1	-	1	-	-	-	-	-	-	-	-	-	-	-	-	-	-	-	-	24	
280	Region 06 - Ibajay Aklan	IBAJAY WATER DISTRICT	1	3	4	-	-	-	4	1	-	1	-	-	-	-	-	-	-	-	-	-	-	-	-	-	-	-	5	
281	Region 06 - Igbaras Iloilo	IGBARAS WATER DISTRICT	2	1	3	-	1	1	4	-	-	-	-	-	-	-	-	-	-	-	-	-	-	-	-	2	1	3	7	
282	Region 06 - Iloilo City	METRO ILOILO WATER DISTRICT	74	18	92	23	26	49	141	-	-	-	83	13	96	-	-	-	-	-	-	-	-	-	-	96	60	60	297	
283	Region 06 - Janiuay Iloilo	JANIUAY WATER DISTRICT	4	2	6	-	1	1	7	-	1	1	1	1	2	-	-	-	-	-	-	-	-	-	-	3	6	4	10	20
284	Region 06 - Kabankalan Negros Occidental	KABANKALAN WATER DISTRICT	18	3	19	1	5	6	25	1	-	1	12	2	14	-	-	-	-	-	-	-	-	-	-	15	10	1	11	51
285	Region 06 - Kalibo Aklan	KALIBO WATER DISTRICT	47	24	71	9	18	27	98	-	-	-	-	-	-	-	-	-	-	-	-	-	-	-	-	61	13	74	172	
286	Region 06 - La Carlota City	LA CARLOTA CITY WATER DISTRICT	29	5	34	7	5	12	46	-	-	-	25	4	29	-	-	-	-	-	-	-	-	-	-	29	8	2	10	85
287	Region 06 - La Castellana Negros Occidental	LA CASTELLANA WATER DISTRICT	4	4	8	-	-	-	8	-	-	-	1	3	4	-	-	-	-	-	-	-	-	-	-	4	4	-	4	16
288	Region 06 - Lambunao Iloilo	LAMBUNAO WATER DISTRICT	5	1	6	1	-	1	7	-	-	-	-	-	-	-	-	-	-	-	-	-	-	-	-	-	6	1	7	14
289	Region 06 - Leon Iloilo	LEON WATER DISTRICT	1	-	1	1	-	1	2	-	-	-	-	-	-	-	-	-	-	-	-	-	-	-	-	-	-	-	2	
290	Region 06 - Libacao Aklan	LIBACAO WATER DISTRICT	2	-	2	-	-	-	2	-	1	1	-	-	-	-	-	-	-	-	-	-	-	-	-	1	-	-	3	
291	Region 06 - Malay Aklan	MALAY WATER DISTRICT	3	3	6	-	-	-	6	-	-	-	-	-	-	-	-	-	-	-	-	-	-	-	-	-	7	1	8	14
292	Region 06 - Malinao Aklan	MALINAO WATER DISTRICT	2	2	4	1	-	1	5	-	-	-	-	-	-	-	-	-	-	-	-	-	-	-	-	-	2	-	2	7
293	Region 06 - Mambusao Capiz	MAMBUSAO WATER DISTRICT	4	-	4	-	1	1	5	-	-	-	-	-	-	-	-	-	-	-	-	-	-	-	-	-	3	1	4	9
294	Region 06 - Manapla Negros Occidental	MANAPLA WATER DISTRICT	4	2	6	1	3	4	10	-	-	-	-	1	1	-	-	-	-	-	-	-	-	-	-	1	10	1	11	22

INVENTORY OF GOVERNMENT HUMAN RESOURCES (IGHR)

_0.4 LWD - Detailed Agency report by Classification, by Level of Position, by Gender

PrintDate: July 20, 2016

No.	Region	DEPARTMENT / AGENCY	CAREER						NON-CAREER												Job-Order			GRAND TOTAL		
			1st Level			2nd Level			Continuus			Casual			Contractual			Elective			(Contract of Service)					
			Male	Female	Sub-Total	Male	Female	Sub-Total	Total	Male	Female	Sub-Total	Male	Female	Sub-Total	Male	Female	Sub-Total	Male	Female	Sub-Total	Total	Male		Female	Sub-Total
295	Region 06 - Migao Iloilo	MIAG-AO WATER DISTRICT	3	1	4	1	-	1	5	-	-	-	1	-	1	-	-	-	-	-	-	1	5	1	6	12
296	Region 06 - Murcia Negros Occidental	MURCIA WATER DISTRICT	8	1	9	1	1	2	11	1	-	1	3	4	7	-	-	-	-	-	-	8	4	2	6	25
297	Region 06 - Numancia Aklan	NUMANCIA WATER DISTRICT	7	3	10	1	2	3	13	-	-	-	-	-	-	-	-	-	-	-	-	-	5	1	6	19
298	Region 06 - Pandan Antique	PANDAN WATER DISTRICT	10	4	14	1	-	1	15	-	-	-	1	3	4	-	-	-	-	-	-	4	-	-	-	19
299	Region 06 - Patnongon Antique	PATNONGON WATER DISTRICT	2	1	3	-	2	2	8	-	-	-	-	-	-	-	-	-	-	-	-	-	2	-	2	7
300	Region 06 - Pilar Capiz	PILAR WATER DISTRICT	-	3	3	1	-	1	4	-	-	-	-	-	-	-	-	-	-	-	-	-	5	1	6	10
301	Region 06 - Pototan Iloilo	DINGLE-POTOTAN WATER DISTRICT	-	-	-	7	13	20	20	1	-	1	-	-	-	-	-	-	-	-	-	1	20	1	21	42
302	Region 06 - Pree Roxas Capiz	PRES. ROXAS WATER DISTRICT	3	1	4	-	-	-	4	-	-	-	-	-	-	-	-	-	-	-	-	-	3	3	6	10
303	Region 06 - Puntevedra Capiz	PONTEVEDRA WATER DISTRICT	5	1	6	1	2	3	9	-	-	-	-	-	-	-	-	-	-	-	-	-	6	3	9	18
304	Region 06 - Roxas City	METRO ROXAS WATER DISTRICT	73	15	88	19	16	35	123	-	-	-	-	-	-	-	-	-	-	-	-	-	47	13	60	183
305	Region 06 - Sagay Negros Occidental	SAGAY WATER DISTRICT	12	8	20	2	3	5	25	-	-	-	18	5	21	-	-	-	-	-	-	21	17	-	17	63
306	Region 06 - San Joaquin Iloilo	SAN JOAQUIN WATER DISTRICT	2	1	3	-	1	1	4	-	-	-	-	-	-	-	2	2	-	-	-	2	-	-	-	6
307	Region 06 - Sibalom Antique	SIBALOM WATER DISTRICT	7	4	11	1	-	1	12	-	-	-	10	2	12	-	-	-	-	-	-	12	-	-	-	24
308	Region 06 - Silay City	SILAY CITY WATER DISTRICT	13	5	18	2	5	7	25	1	-	1	3	-	3	-	-	-	-	-	-	4	23	9	32	61
309	Region 06 - Talisay Negros Occidental	TALISAY WATER DISTRICT	17	4	21	1	3	4	25	-	-	-	7	2	9	-	-	-	-	-	-	9	13	4	17	51
310	Region 06 - Tobias Fornier (Dao) Antique	TOBIAS WATER DISTRICT	1	2	3	1	-	1	4	-	-	-	-	-	-	-	-	-	-	-	-	-	2	1	3	7
311	Region 06 - Victorias Negros Occidental	VICTORIAS WATER DISTRICT	17	4	21	3	3	6	27	1	-	1	-	1	1	-	-	-	-	-	-	2	28	-	28	57
312	Region 06 - Zarraga Iloilo	ZARRAGA WATER DISTRICT	6	2	8	2	-	2	10	-	-	-	-	-	-	-	-	-	-	-	-	-	1	-	1	11
313	Region 07 - Ayungon Negros Oriental	AYUNGON WATER DISTRICT	3	-	3	1	2	3	6	-	-	-	6	1	7	-	-	-	-	-	-	7	-	-	-	13
314	Region 07 - Bais City Negros Oriental	BAIS WATER DISTRICT	1	-	1	19	6	25	26	-	-	-	11	6	17	-	-	-	-	-	-	17	16	3	21	64
315	Region 07 - Balamban Cebu	BALAMBAN WATER DISTRICT	18	12	30	3	4	7	37	-	-	-	-	-	-	-	-	-	-	-	-	-	35	8	43	80
316	Region 07 -	BAYAWAN WATER DISTRICT	11	2	13	1	4	5	18	-	-	-	-	-	-	-	-	-	-	-	-	-	7	5	12	30

INVENTORY OF GOVERNMENT HUMAN RESOURCES (IGHR)

2.0.4 LWD - Detailed Agency report by Classification, by Level of Position, by Gender

PrintDate: July 20, 2016

No.	Region	DEPARTMENT / AGENCY	CAREER						NON-CAREER												Job-Order			GRAND TOTAL							
			1st Level			2nd Level			Continous			Casual			Contractual			Elective			(Contract of Service)										
			Male	Female	Sub-Total	Male	Female	Sub-Total	Total	Male	Female	Sub-Total	Male	Female	Sub-Total	Male	Female	Sub-Total	Male	Female	Sub-Total	Total	Male		Female	Sub-Total					
337	Region 08 - Carigera Leyte	METRO CARIRAGA WATER DISTRICT	21	11	32	4	5	9	41	-	-	-	9	3	12	-	-	-	-	-	-	-	-	-	-	12	45	5	50	103	
338	Region 08 - Catarman Northern Samar	CATARMAN WATER DISTRICT	4	2	6	2	2	4	10	-	-	-	2	2	4	-	-	-	-	-	-	-	-	-	-	-	4	4	-	4	18
339	Region 08 - Catbalogan Western Samar	CATBALOGAN WATER DISTRICT	22	7	29	3	9	12	41	-	-	-	4	1	5	-	-	-	-	-	-	-	-	-	-	8	36	7	43	89	
340	Region 08 - Hilongos Leyte	METRO HILONGOS WATER DISTRICT	14	-	14	4	7	11	25	-	-	-	3	1	4	-	-	-	-	-	-	-	-	-	-	4	5	-	5	34	
341	Region 08 - Isabel Leyte	ISABEL WATER DISTRICT	11	5	16	3	2	5	21	-	-	-	4	1	5	-	-	-	-	-	-	-	-	-	-	5	30	4	34	60	
342	Region 08 - Jaro Leyte	JARO WATER DISTRICT	3	3	6	2	-	2	8	-	-	-	2	-	2	-	-	-	-	-	-	-	-	-	-	2	4	-	4	14	
343	Region 08 - Laoang Northern Samar	LAOANG WATER DISTRICT	-	-	-	5	1	6	6	-	-	-	-	-	-	-	-	-	-	-	-	-	-	-	-	-	2	1	3	9	
344	Region 08 - Maasin Southern Leyte	MAASIN WATER DISTRICT	13	7	20	4	3	7	27	-	-	-	4	2	6	-	-	-	-	-	-	-	-	-	-	6	33	1	34	67	
345	Region 08 - Merida Leyte	MERIDA WATER DISTRICT	2	2	4	-	-	-	4	-	1	1	2	3	6	-	-	-	-	-	-	-	-	-	-	6	4	1	8	15	
346	Region 08 - Naval Biliran Province	NAVAL WATER DISTRICT	9	7	16	2	4	6	22	-	-	-	17	1	18	-	-	-	-	-	-	-	-	-	-	18	5	1	6	46	
347	Region 08 - San Isidro Northern Samar	SAN ISIDRO WATER DISTRICT	1	2	3	1	-	1	4	-	-	-	-	-	-	-	-	-	-	-	-	-	-	-	-	-	1	-	1	5	
348	Region 08 - San Jose Northern Samar	SAN JOSE WATER DISTRICT	4	-	4	2	3	5	9	-	-	-	-	-	-	-	-	-	-	-	-	-	-	-	-	-	4	-	4	13	
349	Region 08 - Sogod Southern Leyte	SOGOD WATER DISTRICT	9	5	14	1	3	4	18	-	-	-	3	2	5	-	-	-	-	-	-	-	-	-	-	5	1	-	1	24	
350	Region 08 - Sual Eastern Samar	SULAT WATER DISTRICT	-	1	1	1	-	1	2	3	-	3	-	-	-	-	-	-	-	-	-	-	-	-	-	3	-	-	-	5	
351	Region 08 - Tacloban City	LEYTE METRO WATER DISTRICT	65	15	80	34	23	57	137	-	-	-	41	12	53	19	2	21	-	-	-	-	-	-	-	74	153	15	168	379	
352	Region 08 - Taft Eastern Samar	TAFT WATER DISTRICT	3	1	4	2	2	4	8	-	-	-	-	-	-	-	-	-	-	-	-	-	-	-	-	-	6	-	6	14	
353	Region 09 - Dapitan City	DAPITAN CITY WATER DISTRICT	12	1	13	4	7	11	24	-	-	-	-	-	-	-	-	-	-	-	-	-	-	-	-	-	58	6	64	88	
354	Region 09 - Dipolog City	DIPOLOG CITY WATER DISTRICT	18	9	27	4	4	8	35	-	-	-	-	-	-	-	-	-	-	-	-	-	-	-	-	-	75	4	79	114	
355	Region 09 - Ipi Zamboanga Sibugay	IPIL-TITAY WATER DISTRICT	-	2	2	1	2	3	5	-	-	-	-	3	3	-	-	-	-	-	-	-	-	-	-	3	11	-	11	19	
356	Region 09 - Isabela City Basilan	ISABELA CITY WATER DISTRICT	40	8	48	4	4	8	56	-	-	-	3	-	3	-	-	-	-	-	-	-	-	-	-	3	48	3	51	110	

INVENTORY OF GOVERNMENT HUMAN RESOURCES (IGHR)

4.0.4 LWD - Detailed Agency report by Classification, by Level of Position, by Gender

PrintDate: July 20, 2018

No.	Region	DEPARTMENT / AGENCY	CAREER						NON-CAREER												Job-Order			GRAND TOTAL						
			1st Level			2nd Level			Coterminous			Casual			Contractual			Elective			(Contract of Service)									
			Male	Female	Sub-Total	Male	Female	Sub-Total	Total	Male	Female	Sub-Total	Male	Female	Sub-Total	Male	Female	Sub-Total	Male	Female	Sub-Total	Total	Male		Female	Sub-Total				
357	Region 09 - Labason Zamboanga Del Norte	LABASON WATER DISTRICT	4	2	6	1	1	2	8	-	-	-	-	-	-	-	-	-	-	-	-	-	-	-	-	2	-	2	10	
358	Region 09 - Liloy Zamboanga Del Norte	LILLOY WATER DISTRICT	2	2	4	1	1	2	6	-	-	-	-	-	-	-	-	-	-	-	-	-	-	-	-	3	-	3	9	
359	Region 09 - Pagadian City	PAGADIAN CITY WATER DISTRICT	37	7	44	15	9	24	68	-	-	-	-	-	-	-	-	-	-	-	-	-	-	-	-	33	2	35	103	
360	Region 09 - Polanco Zamboanga Del Norte	POLANCO WATER DISTRICT	7	1	8	1	-	1	9	-	-	-	5	-	5	-	-	-	-	-	-	-	-	-	-	5	14	6	20	34
361	Region 09 - Rizal Zamboanga Del Norte	RIZAL WATER DISTRICT	2	1	3	-	1	1	4	1	1	2	-	-	-	-	-	-	-	-	-	-	-	-	-	2	4	1	5	11
362	Region 09 - Roxas Zamboanga Del Norte	ROXAS WATER DISTRICT	1	1	2	5	-	5	7	-	-	-	1	-	1	-	-	-	-	-	-	-	-	-	-	1	2	-	2	10
363	Region 09 - Sindangan Zamboanga Del Norte	SINDANGAN WATER DISTRICT	6	2	8	3	1	4	12	-	-	-	-	-	-	-	-	-	-	-	-	-	-	-	-	2	-	2	14	
364	Region 09 - Siocon Zamboanga Del Norte	SIOCON WATER DISTRICT	4	2	6	1	1	2	8	-	-	-	-	-	-	-	-	-	-	-	-	-	-	-	-	2	-	2	10	
365	Region 09 - Zamboanga City	ZAMBOANGA CITY WATER DISTRICT	177	21	198	94	51	148	343	-	1	1	-	-	-	-	-	-	-	-	-	-	-	-	-	1	338	28	366	710
366	Region 10 - Bacolod Lanao Del Norte	BACOLOD WATER DISTRICT	7	1	8	1	2	3	11	-	-	-	-	-	-	-	-	-	-	-	-	-	-	-	-	-	-	-	-	11
367	Region 10 - Balingasag Misamis Oriental	BALINGASAG WATER DISTRICT	12	3	15	1	-	1	16	-	-	-	2	8	10	-	-	-	-	-	-	-	-	-	-	10	10	2	12	38
368	Region 10 - Cagayan De Oro City	CAGAYAN DE ORO CITY WATER DISTRICT	170	30	200	61	32	93	293	-	-	-	108	20	128	-	-	-	-	-	-	-	-	-	-	128	143	38	181	602
369	Region 10 - Claveria Misamis Oriental	CLAVERIA WATER DISTRICT	1	-	1	-	3	3	4	-	2	2	1	-	1	-	-	-	-	-	-	-	-	-	-	3	1	2	3	10
370	Region 10 - Don Carlos Bukidnon	DON CARLOS WATER DISTRICT	7	1	8	1	4	5	13	-	-	-	-	-	-	-	-	-	-	-	-	-	-	-	-	-	14	2	16	29
371	Region 10 - Gingoog Misamis Oriental	GINGOOG CITY WATER DISTRICT	12	3	15	4	3	7	22	-	-	-	6	1	7	-	-	-	-	-	-	-	-	-	-	7	12	1	13	42
372	Region 10 - Kapatagan Lanao Del Norte	KAPATAGAN WATER DISTRICT	19	5	24	2	1	3	27	-	1	1	8	-	8	-	-	-	-	-	-	-	-	-	-	9	-	-	-	36
373	Region 10 - Kauswagan Lanao Del Norte	KAUSWAGAN WATER DISTRICT	4	3	7	-	-	-	7	1	-	1	-	-	-	-	-	-	-	-	-	-	-	-	-	1	6	1	7	15
374	Region 10 - Kibawe Bukidnon	KIBAWE WATER DISTRICT	6	2	8	1	1	2	10	-	-	-	-	-	-	-	-	-	-	-	-	-	-	-	-	-	3	2	5	15

INVENTORY OF GOVERNMENT HUMAN RESOURCES (IGHR)

10.4 LWD - Detailed Agency report by Classification, by Level of Position, by Gender

PrintDate: July 20, 2016

No.	Region	DEPARTMENT / AGENCY	CAREER						NON-CAREER												Job-Order			GRAND TOTAL						
			1st Level			2nd Level			Coterminus			Casual			Contractual			Elective			(Contract of Service)									
			Male	Female	Sub-Total	Male	Female	Sub-Total	Total	Male	Female	Sub-Total	Male	Female	Sub-Total	Male	Female	Sub-Total	Male	Female	Sub-Total	Total	Male		Female	Sub-Total				
375	Region 10 - Kolambugan Lanao Del Norte	KOLAMBUGAN WATER DISTRICT	4	2	6	1	1	2	8	-	-	-	-	-	-	-	-	-	-	-	-	-	-	-	-	7	-	7	15	
376	Region 10 - Linamon Lanao Del Norte	LINAMON WATER DISTRICT	6	1	7	1	1	2	9	-	-	-	-	-	-	-	-	-	-	-	-	-	-	-	-	6	3	9	18	
377	Region 10 - Malaybalay Bukidnon	MALAYBALAY CITY WATER DISTRICT	28	8	34	7	12	19	63	1	-	1	28	6	34	-	-	-	-	-	-	-	-	-	-	11	3	14	102	
378	Region 10 - Mambajao Camiguin	MAMBAJAO WATER DISTRICT	8	6	14	1	1	2	16	-	-	-	5	-	5	-	1	1	-	-	-	-	-	-	-	3	2	5	27	
379	Region 10 - Manolo Fortich Bukidnon	MANOLO FORTICH WATER DISTRICT	13	6	19	1	-	1	20	-	-	-	10	5	15	-	-	-	-	-	-	-	-	-	-	15	41	3	44	79
380	Region 10 - Maramag Bukidnon	MARAMAG WATER DISTRICT	11	5	16	2	4	6	22	-	-	-	6	3	9	-	-	-	-	-	-	-	-	-	-	6	-	6	37	
381	Region 10 - Oroquieta City	OROQUIETA CITY WATER DISTRICT	20	12	32	4	3	7	39	1	-	1	-	-	-	-	-	-	-	-	-	-	-	-	-	25	1	26	66	
382	Region 10 - Ozamis City	MISAMIS OCCIDENTAL WATER DISTRICT	44	13	57	4	13	17	74	-	-	-	41	5	46	-	-	-	-	-	-	-	-	-	-	-	-	-	120	
383	Region 10 - Quezon Bukidnon	QUEZON WATER DISTRICT	1	-	1	1	2	3	4	-	-	-	3	2	5	-	-	-	-	-	-	-	-	-	-	14	4	18	27	
384	Region 10 - Tagoloan Misamis Oriental	TAGOLOAN WATER DISTRICT	8	2	10	-	1	1	11	-	-	-	-	-	-	-	-	-	-	-	-	-	-	-	-	2	-	2	13	
385	Region 10 - Tangub City	TANGUB CITY WATER DISTRICT	4	2	6	2	1	3	9	-	-	-	6	2	8	-	-	-	-	-	-	-	-	-	-	14	2	16	33	
386	Region 10 - Tubod Lanao Del Norte	TUBOD-BAROY WATER DISTRICT	10	1	11	1	3	4	15	1	-	1	4	1	5	-	-	-	-	-	-	-	-	-	-	5	3	8	29	
387	Region 10 - Valencia Bukidnon	VALENCIA CITY WATER DISTRICT	33	12	45	14	22	36	81	-	-	-	-	-	-	-	-	-	-	-	-	-	-	-	-	34	11	45	126	
388	Region 11 - Baganga Davao Oriental	BAGANGA WATER DISTRICT	-	-	-	-	1	1	1	-	-	-	2	1	3	-	-	-	-	-	-	-	-	-	-	3	1	4	8	
389	Region 11 - Bansalan Davao Del Sur	BANSALAN WATER DISTRICT	7	2	9	3	-	3	12	-	1	1	2	5	7	-	-	-	-	-	-	-	-	-	-	73	6	79	99	
390	Region 11 - Braulio E. Dujali Davao del Norte	BRAULIO DUJALI WATER DISTRICT	-	-	-	-	1	1	1	-	-	-	2	-	2	-	-	-	-	-	-	-	-	-	-	1	2	3	6	
391	Region 11 - Carmen Davao Del Norte	CARMEN WATER DISTRICT	2	1	3	1	1	2	5	-	-	-	4	-	4	-	-	-	-	-	-	-	-	-	-	3	-	3	12	
392	Region 11 - Davao City	DAVAO CITY WATER DISTRICT	88	91	179	360	96	456	635	1	-	1	1	-	1	-	-	-	-	-	-	-	-	-	-	370	59	429	1,066	
393	Region 11 - Digos Davao Del Sur	DIGOS WATER DISTRICT	47	7	54	15	14	29	83	-	-	-	-	1	1	-	-	-	-	-	-	-	-	-	-	20	11	31	115	
394	Region 11 - Hagonoy Davao Del Sur	HAGONOY WATER DISTRICT	3	-	3	-	2	2	5	1	-	1	2	-	2	-	-	-	-	-	-	-	-	-	-	6	1	7	15	

INVENTORY OF GOVERNMENT HUMAN RESOURCES (IGHR)

10.4 LWD - Detailed Agency report by Classification, by Level of Position, by Gender

PrintDate: July 20, 2016

No.	Region	DEPARTMENT / AGENCY	CAREER						NON-CAREER												Job-Order			GRAND TOTAL						
			1st Level			2nd Level			Continuing			Casual			Contractual			Elective			(Contract of Service)									
			Male	Female	Sub-Total	Male	Female	Sub-Total	Total	Male	Female	Sub-Total	Male	Female	Sub-Total	Male	Female	Sub-Total	Male	Female	Sub-Total	Total	Male		Female	Sub-Total				
395	Region 11 - Kapalong Davao Del Norte	KAPALONG WATER DISTRICT	1	2	3	1	-	1	4	-	-	-	-	-	-	-	-	-	-	-	-	-	-	-	-	4				
396	Region 11 - Kiblawan Davao Del Sur	KIBLAWAN WATER DISTRICT	2	3	5	1	-	1	6	-	-	-	-	-	-	-	-	-	-	-	-	-	-	-	2	8				
397	Region 11 - Lupon Davao Oriental	LUPON WATER DISTRICT	4	2	6	-	-	-	6	1	-	1	-	-	-	-	-	-	-	-	-	-	-	1	14	2	18	23		
398	Region 11 - Mati Davao Oriental	MATI WATER DISTRICT	10	2	12	2	3	5	17	-	-	-	2	1	3	-	-	-	-	-	-	-	-	-	3	12	3	18	35	
399	Region 11 - Nabunturan Davao Del Norte	NABUNTURAN WATER DISTRICT	9	3	12	2	1	3	15	-	-	-	-	-	-	-	-	-	-	-	-	-	-	-	-	14	3	17	32	
400	Region 11 - New Corella Davao Del Norte	NEW CORELLA WATER DISTRICT	1	1	2	3	1	4	6	-	-	-	12	1	13	-	-	-	-	-	-	-	-	-	-	3	-	3	22	
401	Region 11 - Panabo Davao Del Norte	PANABO WATER DISTRICT	2	3	5	7	5	12	17	1	-	1	5	1	6	8	3	11	-	-	-	-	-	-	-	15	6	1	7	42
402	Region 11 - Samal Davao Del Norte	IGACOS WATER DISTRICT	1	1	2	4	2	6	8	-	-	-	4	3	7	-	-	-	-	-	-	-	-	-	-	7	24	4	28	43
403	Region 11 - San Isidro Davao Oriental	SAN ISIDRO WATER DISTRICT	1	-	1	-	2	2	3	-	1	1	1	1	2	-	-	-	-	-	-	-	-	-	-	3	3	1	4	10
404	Region 11 - Tagum Davao Del Norte	TAGUM WATER DISTRICT	33	4	37	13	14	27	64	-	-	-	34	8	42	-	-	-	-	-	-	-	-	-	-	42	108	5	111	217
405	Region 12 -	METRO COTABATO WATER DISTRICT	105	18	123	13	26	39	162	-	1	1	3	-	3	-	-	-	-	-	-	-	-	-	-	4	48	2	48	214
406	Region 12 - Antipas North Cotabato	ANTIPAS WATER DISTRICT	5	1	6	1	3	4	10	-	-	-	-	-	-	-	-	-	-	-	-	-	-	-	-	-	3	-	48	13
407	Region 12 - Banga South Cotabato	BANGA WATER DISTRICT	2	4	6	2	1	3	9	-	-	-	1	-	1	-	-	-	-	-	-	-	-	-	-	1	3	-	13	
408	Region 12 - General Santos City	GENERAL SANTOS CITY WATER DISTRICT	80	12	92	11	16	27	119	-	-	-	25	6	31	-	-	-	-	-	-	-	-	-	-	31	76	5	111	231
409	Region 12 - Glan Sarangani	GLAN WATER DISTRICT	3	2	5	1	-	1	6	-	-	-	1	3	4	-	-	-	-	-	-	-	-	-	-	4	-	-	10	
410	Region 12 - Kabacan North Cotabato	KABACAN WATER DISTRICT	21	5	26	7	6	13	39	-	-	-	-	-	-	-	-	-	-	-	-	-	-	-	-	-	-	3	42	
411	Region 12 - Kalamansig Sultan Kudarat	KALAMANSIG WATER DISTRICT	3	-	3	-	1	1	4	-	-	-	-	1	1	-	-	-	-	-	-	-	-	-	-	1	3	3	11	
412	Region 12 - Kidapawan North Cotabato	METRO KIDAPAWAN WATER DISTRICT	83	16	99	16	19	35	134	-	-	-	15	9	24	-	-	-	-	-	-	-	-	-	-	24	17	2	23	177
413	Region 12 - Koronadal South Cotabato	CITY OF KORONADAL WATER DISTRICT	21	9	30	6	4	10	40	-	-	-	-	-	-	-	-	-	-	-	-	-	-	-	-	-	49	3	52	92
414	Region 12 - Lebak Sultan Kudarat	LEBAK WATER DISTRICT	2	1	3	1	-	1	4	-	-	-	-	1	1	-	-	-	-	-	-	-	-	-	-	1	6	2	9	13

INVENTORY OF GOVERNMENT HUMAN RESOURCES (IGHR)

1.0.4 LWD - Detailed Agency report by Classification, by Level of Position, by Gender

PrintDate: July 20, 2016

No.	Region	DEPARTMENT / AGENCY	CAREER						NON-CAREER												Job-Order			GRAND TOTAL					
			1st Level			2nd Level			Total	Coterminus			Casual			Contractual			Elective			Total	(Contract of Service)						
			Male	Female	Sub-Total	Male	Female	Sub-Total		Male	Female	Sub-Total	Male	Female	Sub-Total	Male	Female	Sub-Total	Male	Female	Sub-Total		Male		Female	Sub-Total			
415	Region 12 - M' Lang North Cotabato	M'LANG WATER DISTRICT	8	-	8	2	4	6	14	-	-	-	-	-	-	-	-	-	-	-	-	-	-	-	-	1	-	-	15
416	Region 12 - Masin Sarangani	MAASIM WATER DISTRICT	1	1	2	1	-	1	3	-	-	-	5	1	6	-	-	-	-	-	-	-	-	-	-	2	2	-	13
417	Region 12 - Malungon Sarangani	MALUNGON WATER DISTRICT	1	3	4	2	1	3	7	-	-	-	4	-	4	-	-	-	-	-	-	-	-	-	2	-	-	13	
418	Region 12 - Midsayap North Cotabato	METRO MIDSAYAP WATER DISTRICT	12	-	12	11	6	17	29	-	-	-	-	-	-	-	-	-	-	-	-	-	-	-	11	1	-	41	
419	Region 12 - Norala South Cotabato	NORALA WATER DISTRICT	5	1	6	-	2	2	8	-	-	-	-	-	-	-	-	-	-	-	-	-	-	-	-	2	-	-	10
420	Region 12 - Pigkawayan North Cotabato	PIGKAWAYAN WATER DISTRICT	3	2	5	-	-	-	5	-	1	1	1	1	2	-	-	-	-	-	-	-	-	-	1	1	-	10	
421	Region 12 - Pikit North Cotabato	PIKIT WATER DISTRICT	4	1	5	1	3	4	9	2	-	2	-	-	-	-	-	-	-	-	-	-	-	-	5	-	-	16	
422	Region 12 - Polomolok South Cotabato	POLOMOLOK WATER DISTRICT	43	8	51	13	13	26	77	-	-	-	-	-	-	-	-	-	-	-	-	-	-	-	10	4	-	91	
423	Region 12 - Sto. Nino South Cotabato	STO. NIÑO WATER DISTRICT	2	1	3	-	-	-	3	-	-	-	-	-	-	-	-	-	-	-	-	-	-	-	3	1	-	7	
424	Region 12 - Surallah South Cotabato	SURALLAH WATER DISTRICT	7	8	15	-	3	3	16	1	-	1	4	-	4	-	-	-	-	-	-	-	-	-	10	1	-	32	
425	Region 12 - Takurong Sultan Kudarat	SULTAN KUDARAT WATER DISTRICT	40	7	47	12	9	21	68	-	-	-	2	5	7	-	-	-	-	-	-	-	-	-	12	1	-	88	
426	Region 12 - Tulunan North Cotabato	TULUNAN WATER DISTRICT	-	1	1	-	1	1	2	-	-	-	-	-	-	-	-	-	-	-	-	-	-	-	3	1	-	6	
427	Region 12 - Tupi South Cotabato	TUPI WATER DISTRICT	1	1	2	1	1	2	4	-	-	-	-	-	-	-	-	-	-	-	-	-	-	-	4	6	-	14	
428	Caraga Region - Bacuag Surigao Del Norte	BACUAG WATER DISTRICT	1	-	1	-	2	2	3	-	-	-	-	-	-	-	-	-	-	-	-	-	-	-	5	1	-	9	
429	Caraga Region - Bayugan Agusan Del Sur	BAYUGAN WATER DISTRICT	8	7	15	2	2	4	17	-	-	-	-	-	-	-	-	-	-	-	-	-	-	-	37	2	-	56	
430	Caraga Region - Bislig Surigao Del Sur	BISLIG WATER DISTRICT	34	8	42	12	4	16	58	-	-	-	8	1	7	-	-	-	-	-	-	-	-	-	47	-	-	112	
431	Caraga Region - Buenvista Agusan Del Norte	BUENAVISTA WATER DISTRICT	6	3	9	2	3	5	14	-	1	1	6	1	7	-	-	-	-	-	-	-	-	-	12	1	-	35	
432	Caraga Region - Bunawan Agusan Del Sur	BUNAWAN WATER DISTRICT	1	2	3	-	-	-	3	1	-	1	2	2	4	-	-	-	-	-	-	-	-	-	5	5	-	13	
433	Caraga Region - Butuan City	BUTUAN CITY WATER DISTRICT	74	28	100	18	17	35	135	-	-	-	1	-	1	-	-	-	-	-	-	-	-	-	42	12	-	190	
434	Caraga Region - Cantilan Surigao Del Sur	CANTILAN WATER DISTRICT	7	7	14	2	-	2	16	-	-	-	-	-	-	-	-	-	-	-	-	-	-	-	8	2	-	26	

INVENTORY OF GOVERNMENT HUMAN RESOURCES (IGHR)

10.4 LWD - Detailed Agency report by Classification, by Level of Position, by Gender

PrintDate: July 20, 2016

No.	Region	DEPARTMENT / AGENCY	CAREER						NON-CAREER												Job-Order			GRAND TOTAL					
			1st Level			2nd Level			Coterminus			Casual			Contractual			Elective			(Contract of Service)								
			Male	Female	Sub-Total	Male	Female	Sub-Total	Total	Male	Female	Sub-Total	Male	Female	Sub-Total	Male	Female	Sub-Total	Male	Female	Sub-Total	Total	Male		Female	Sub-Total			
435	Caraga Region - Carmen Surigao Del Sur	CARMEN WATER DISTRICT	1	1	2	-	-	-	2	-	-	-	2	1	3	-	-	-	-	-	-	-	-	-	-	3	2	-	7
436	Caraga Region - Dapa Surigao Del Norte	METRO SIARGAO WATER DISTRICT	7	3	10	1	1	2	12	-	-	-	1	-	1	-	-	-	-	-	-	-	-	-	-	1	2	1	16
437	Caraga Region - Del Carmen Surigao Del Norte	DEL CARMEN WATER DISTRICT	1	-	1	2	1	3	4	-	-	-	3	2	5	-	-	-	-	-	-	-	-	-	-	-	-	1	10
438	Caraga Region - Dinagat Surigao Del Norte	SAN JOSE WATER DISTRICT	2	3	5	1	-	1	6	-	-	-	-	-	-	-	-	-	-	-	-	-	-	-	-	-	14	5	25
439	Caraga Region - Hinatuan Surigao Del Sur	HINATUAN WATER DISTRICT	-	-	-	1	2	3	3	-	-	-	9	2	11	-	-	-	-	-	-	-	-	-	-	11	2	-	16
440	Caraga Region - Llenga Surigao Del Sur	LIANGA WATER DISTRICT	8	2	10	2	2	4	14	-	-	-	2	1	3	-	-	-	-	-	-	-	-	-	-	3	7	1	25
441	Caraga Region - Madrid Surigao Del Sur	MADRID WATER DISTRICT	1	-	1	-	1	1	2	1	-	1	-	-	-	-	-	-	-	-	-	-	-	-	-	1	3	2	8
442	Caraga Region - Nasipit Agusan Del Norte	NASIPIT WATER DISTRICT	19	3	22	-	4	4	26	-	-	-	-	-	-	-	-	-	-	-	-	-	-	-	-	-	8	1	36
443	Caraga Region - Placer Surigao Del Norte	PLACER WATER DISTRICT	4	1	5	1	1	2	7	-	-	-	-	-	-	-	-	-	-	-	-	-	-	-	-	-	9	8	24
444	Caraga Region - Prosperidad Agusan Del Sur	PROSPERIDAD WATER DISTRICT	3	1	4	2	3	5	9	-	-	-	-	-	-	-	-	-	-	-	-	-	-	-	-	-	2	-	11
445	Caraga Region - San Francisco Agusan Del Sur	SAN FRANCISCO WATER DISTRICT	20	1	21	4	15	19	40	-	-	-	-	-	-	-	-	-	-	-	-	-	-	-	-	-	9	-	49
446	Caraga Region - Socorro Surigao Del Norte	SOCORRO WATER DISTRICT	2	2	4	-	-	-	4	1	-	1	-	1	1	-	-	-	3	2	5	7	8	-	-	-	-	-	19
447	Caraga Region - Tagbina Surigao Del Sur	TAGBINA WATER DISTRICT	1	1	2	2	-	2	4	-	-	-	-	-	-	-	-	-	-	-	-	-	-	-	-	-	-	-	4
448	Caraga Region - Tandag Surigao Del Sur	TANDAG WATER DISTRICT	15	10	25	4	2	6	31	-	1	1	-	-	-	-	-	-	-	-	-	-	-	-	-	1	35	-	67
449	Autonomous Region in Muslim Mindanao - Bongao Tawi-Tawi	BONGAO WATER DISTRICT	21	4	25	1	2	3	28	-	-	-	-	-	-	-	-	-	-	-	-	-	-	-	-	-	3	-	31
450	Autonomous Region in Muslim Mindanao - Jolo Sulu	JOLO MAINLAND WATER DISTRICT	16	5	21	9	2	11	32	1	-	1	-	-	-	-	-	-	-	-	-	-	-	-	-	1	-	-	33
451	Autonomous Region in Muslim Mindanao - Lamitan Basilan	LAMITAN CITY WATER DISTRICT	19	2	21	1	-	1	22	-	-	-	-	-	-	14	-	14	-	-	-	-	-	-	-	14	16	1	53
452	Autonomous Region in Muslim Mindanao - Maluso Basilan	MALUSO WATER DISTRICT	9	3	12	1	-	1	13	-	-	-	-	-	-	-	-	-	-	-	-	-	-	-	-	-	14	3	30
453	Autonomous Region in Muslim Mindanao - Marawi City	MARAWI CITY WATER DISTRICT	16	7	23	5	2	7	30	-	1	1	-	-	-	-	-	-	-	-	-	-	-	-	-	1	40	12	83
454	Autonomous Region in Muslim Mindanao - Siasi Sulu	SIASI WATER DISTRICT	39	21	60	14	10	24	84	6	7	13	-	-	-	-	-	-	8	4	12	25	-	-	-	-	-	-	109

INVENTORY OF GOVERNMENT HUMAN RESOURCES (IGHR)

10.4 LWD - Detailed Agency report by Classification, by Level of Position, by Gender

PrintDate: July 20, 2016

No.	Region	DEPARTMENT / AGENCY	CAREER						NON-CAREER												Job-Order			GRAND TOTAL					
			1st Level			2nd Level			Total	Coterminus			Casual			Contractual			Elective			Total	(Contract of Service)						
			Male	Female	Sub-Total	Male	Female	Sub-Total		Male	Female	Sub-Total	Male	Female	Sub-Total	Male	Female	Sub-Total	Male	Female	Sub-Total		Male		Female	Sub-Total			
455	Autonomous Region In Muslim Mindanao - Wao Lanao Del Sur	WAO WATER DISTRICT	2	3	5	1	1	2	7	-	-	-	-	-	-	-	-	-	-	-	-	-	-	-	-	15	3	-	25
456	Cordillera Administrative Region - Baguio City	BAGUIO CITY WATER DISTRICT	51	16	67	28	19	47	114	-	-	-	70	16	86	-	-	-	-	-	-	-	-	-	-	70	10	-	280
457	Cordillera Administrative Region - Bangued Abra	METRO BANGUED WATER DISTRICT	30	6	36	5	5	10	46	-	-	-	-	-	-	-	-	-	-	-	-	-	-	-	-	17	-	-	63
458	Cordillera Administrative Region - Bucay Abra	BUCAY WATER DISTRICT	2	2	4	-	-	-	4	-	1	1	-	-	-	-	-	-	-	-	-	-	-	-	-	4	1	-	10
459	Cordillera Administrative Region - Dolores Abra	DOLORES WATER DISTRICT	3	2	5	-	-	-	5	-	2	2	-	-	-	-	-	-	-	-	-	-	-	-	-	3	1	-	11
460	Cordillera Administrative Region - La Trinidad Benguet	LA TRINIDAD WATER DISTRICT	15	1	16	4	3	7	23	-	-	-	-	-	-	-	-	-	-	-	-	-	-	-	-	81	14	-	118
461	Cordillera Administrative Region - Lagawe Ifugao	IFUGAO WATER DISTRICT	4	4	8	-	1	1	9	-	-	-	1	2	3	-	-	-	-	-	-	-	-	-	-	-	-	-	12
462	Cordillera Administrative Region - Langatlang Abra	LAGANGLANG WATER DISTRICT	3	-	3	-	-	-	3	-	1	1	-	1	1	-	-	-	-	-	-	-	-	-	-	6	1	-	12
463	Cordillera Administrative Region - San Juan Abra	SAN JUAN WATER DISTRICT	11	6	17	4	5	9	26	-	-	-	-	-	-	-	-	-	-	-	-	-	-	-	-	-	-	-	26
TOTAL			8,089	2,143	10,242	2,188	2,083	4,271	14,513	161	70	240	1,810	428	2,038	437	38	475	11	6	17	2,770	7,262	1,050	8,311			25,594	

INVENTORY OF GOVERNMENT HUMAN RESOURCES (IGHR)

10.5 LGU - Detailed Agency report by Classification, by Level of Position, by Gender

PrintDate: July 29, 2016

Region	CAREER							NON-CAREER													Job-Order (Contract of Service)			GRAND TOTAL
	1st Level			2nd Level			Total	Coterminus			Casual			Contractual			Elective			Total	Male	Female	Sub-Total	
Province	Male	Female	Sub-Total	Male	Female	Sub-Total		Male	Female	Sub-Total	Male	Female	Sub-Total	Male	Female	Sub-Total	Male	Female	Sub-Total					Male
Autonomous Region in Muslim Mindanao	3209	2029	5238	1532	930	2462	7700	576	150	726	919	445	1364	2116	1107	3223	959	187	1146	6459	3479	1660	5139	19298
BASILAN	743	384	1127	292	151	443	1570	102	30	132	179	88	267	3	3	6	91	18	109	514	327	111	438	2522
LANAO DEL SUR	556	402	958	480	287	767	1725	204	32	236	337	226	563	279	265	544	308	51	359	1702	757	330	1087	4514
MAGUINDANAO	819	602	1421	328	225	553	1974	142	58	200	380	121	501	608	175	783	252	43	295	1779	1225	421	1646	5399
SULU	645	299	944	236	150	386	1330	44	4	48	0	0	0	0	0	0	195	41	236	284	0	0	0	1614
TAWI-TAWI	446	342	788	196	117	313	1101	84	26	110	23	10	33	1226	664	1890	113	34	147	2180	1170	798	1968	5249
Caraga Region	3128	3260	6388	1388	2666	4054	10442	286	158	444	1344	872	2216	28	33	61	686	193	879	3600	10772	8863	19635	33677
AGUSAN DEL NORTE	842	755	1597	319	637	956	2553	53	30	83	105	95	200	4	4	8	116	32	148	439	2139	1412	3551	6543
AGUSAN DEL SUR	710	688	1398	323	601	924	2322	53	24	77	784	499	1283	11	12	23	140	36	176	1559	2149	1299	3448	7329
DINAGAT ISLAND	211	244	455	118	184	302	757	40	23	63	92	106	198	0	1	1	72	17	89	351	622	552	1174	2282
SURIGAO DEL NORTE	617	831	1448	253	499	752	2200	51	51	102	341	147	488	6	13	19	186	60	246	855	3122	3681	6803	9858
SURIGAO DEL SUR	748	742	1490	375	745	1120	2610	89	30	119	22	25	47	7	3	10	172	48	220	396	2740	1919	4659	7665
Cordillera Administrative Region	3349	2988	6337	1508	2596	4104	10441	147	92	239	473	424	897	25	42	67	795	153	948	2151	4829	3712	8541	21133
ABRA	565	505	1070	214	323	537	1607	43	22	65	55	49	104	17	19	36	254	66	320	525	2084	964	3048	5180
APAYAO	424	320	744	174	292	466	1210	12	6	18	74	61	135	0	3	3	73	19	92	248	55	49	104	1562
BENGUET	1105	832	1937	495	807	1302	3239	49	33	82	182	160	342	8	18	26	157	21	178	628	429	261	690	4557
IFUGAO	375	416	791	195	309	504	1295	25	9	34	23	15	38	0	2	2	114	20	134	208	818	832	1650	3153
KALINGA	397	509	906	212	402	614	1520	14	15	29	98	51	149	0	0	0	84	15	99	277	823	704	1527	3324
MOUNTAIN PROVINCE	483	406	889	218	463	681	1570	4	7	11	41	88	129	0	0	0	113	12	125	265	620	902	1522	3357
National Capital Region	9056	7419	16475	4222	8421	12643	29118	691	516	1207	11309	8658	19967	478	676	1154	209	84	293	22621	18985	17848	36833	88572
CALOOCAN	568	354	922	207	334	541	1463	50	51	101	0	0	0	0	0	0	9	6	15	116	1531	1695	3226	4805
LAS PIÑAS	117	193	310	5	6	11	321	3	1	4	769	620	1389	80	165	245	14	0	14	1652	411	519	930	2903
MAKATI	1481	1033	2514	365	638	1003	3517	92	48	140	2833	2090	4923	29	50	79	12	6	18	5160	301	191	492	9169
MALABON	200	207	407	91	126	217	624	39	29	68	115	98	213	29	22	51	10	5	15	347	1084	763	1847	2818
MANDALUYONG	350	329	679	101	245	346	1025	2	0	2	881	816	1697	86	113	199	11	4	15	1913	1054	930	1984	4922
MANILA	2976	2305	5281	1450	2230	3680	8961	27	9	36	0	0	0	0	0	0	2	0	2	38	1348	784	2132	11131
MARIKINA	253	130	383	109	158	267	650	9	0	9	1134	378	1512	0	0	0	16	3	19	1540	433	95	528	2718
MUNTINLUPA	87	146	233	485	2071	2556	2789	1	0	1	1741	1323	3064	0	0	0	15	4	19	3084	917	1728	2645	8518
NAVOTAS	110	130	240	53	98	151	391	37	33	70	15	1	16	0	0	0	14	2	16	102	538	284	822	1315
PARAÑAQUE	169	216	385	74	203	277	662	184	130	314	1452	1488	2940	21	22	43	11	8	19	3316	949	1421	2370	6348
PASAY	569	574	1143	185	314	499	1642	88	80	168	956	979	1935	91	73	164	10	15	25	2292	1178	1291	2469	6403
PASIG	108	221	329	188	306	494	823	4	3	7	0	0	0	0	0	0	12	2	14	21	0	0	0	844
PATEROS	21	71	92	14	25	39	131	2	1	3	20	21	41	0	0	0	10	4	14	58	176	74	250	439
QUEZON	1706	1137	2843	732	1211	1943	4786	103	101	204	0	0	0	0	0	0	28	11	39	243	5237	5012	10249	15278
SAN JUAN	187	160	347	61	129	190	537	12	5	17	165	93	258	105	159	264	12	3	15	554	0	0	0	1091
TAGUIG	55	67	122	32	145	177	299	6	6	12	229	228	457	37	72	109	15	4	19	597	2946	2371	5317	6213
VALENZUELA	99	146	245	70	182	252	497	32	19	51	999	523	1522	0	0	0	8	7	15	1588	882	690	1572	3657
Region 01	4961	4839	9800	2116	3588	5704	15504	280	185	465	2662	1494	4156	162	80	242	1113	259	1372	6235	8219	5101	13320	35059
ILOCOS NORTE	852	874	1726	384	637	1021	2747	31	11	42	273	202	475	23	24	47	223	47	270	834	943	655	1598	5179
ILOCOS SUR	1053	968	2021	479	774	1253	3274	27	21	48	188	81	269	18	19	37	290	79	369	723	1524	1095	2619	6616
LA UNION	807	821	1628	314	506	820	2448	87	72	159	343	201	544	3	1	4	180	47	227	934	915	583	1498	4880
PANGASINAN	2249	2176	4425	939	1671	2610	7035	135	81	216	1858	1010	2868	118	36	154	420	86	506	3744	4837	2768	7605	18384
Region 02	4529	4293	8822	1856	3012	4868	13690	262	158	420	1582	967	2549	224	190	414	878	214	1092	4475	14739	12009	26748	44913
BATANES	222	169	391	65	106	171	562	2	3	5	1	0	1	0	0	0	47	17	64	70	5472	6391	11863	12495
CAGAYAN	1266	1178	2444	553	968	1521	3965	49	33	82	705	484	1189	61	17	78	263	71	334	1683	2970	1741	4711	10359
ISABELA	1970	1986	3956	738	1156	1894	5850	165	93	258	564	296	860	28	11	39	355	77	432	1589	4326	2754	7080	14519

INVENTORY OF GOVERNMENT HUMAN RESOURCES (IGHR)

10.5a LGU - Detailed Agency report by Classification, by Level of Position, by Gender

Print Date: July 29, 2016

Region	CAREER							NON-CAREER													Job-Order (Contract of Service)			GRAND TOTAL
	1st Level			2nd Level			Total	Cotermimus			Casual			Contractual			Elective			Total	Male	Female	Total	
	Male	Female	Sub-Total	Male	Female	Sub-Total		Male	Female	Sub-Total	Male	Female	Sub-Total	Male	Female	Sub-Total	Male	Female	Sub-Total					
Autonomous Region In Muslim Mindanao	3209	2029	5238	1532	930	2462	7700	576	150	726	919	445	1364	2116	1107	3223	959	187	1146	6459	3479	1660	5139	19298
Caraga Region	3128	3260	6388	1388	2666	4054	10442	286	158	444	1344	872	2216	28	33	61	686	193	879	3600	10772	8863	19635	33677
Cordillera Administrative Region	3349	2988	6337	1508	2596	4104	10441	147	92	239	473	424	897	25	42	67	795	153	948	2151	4829	3712	8541	21133
National Capital Region	9056	7419	16475	4222	8421	12643	29118	691	516	1207	11309	8658	19967	478	676	1154	209	84	293	22621	18985	17848	36833	88572
Region 01	4961	4839	9800	2116	3588	5704	15504	280	185	465	2662	1494	4156	162	80	242	1113	259	1372	6235	8219	5101	13320	35059
Region 02	4529	4293	8822	1856	3012	4868	13690	262	158	420	1582	967	2549	224	190	414	878	214	1092	4475	14739	12009	26748	44913
Region 03	8066	8014	16080	3478	6858	10336	26416	585	276	861	4799	3133	7932	111	165	276	1227	274	1501	10570	20470	10909	31379	68365
Region 04	15489	14105	29594	5254	10612	15866	45460	1370	695	2065	5533	4106	9639	584	508	1092	1991	463	2454	15250	42755	25428	68183	128893
Region 05	5211	4650	9861	2348	4173	6521	16382	381	254	635	854	522	1376	872	386	1258	1066	296	1362	4631	20625	12854	33479	54492
Region 06	8820	9338	18158	3114	6396	9510	27668	549	306	855	1568	1054	2622	686	850	1536	1237	317	1554	6567	21587	14714	36301	70596
Region 07	5434	5308	10742	1980	3892	5872	16614	392	257	649	4088	2563	6651	167	72	239	1133	321	1454	8993	23929	16273	40202	65809
Region 08	5589	5214	10803	2229	4065	6294	17097	212	121	333	1700	1209	2909	40	26	66	1182	438	1620	4928	16566	11175	27741	49766
Region 09	3720	2350	6070	1508	2320	3828	9898	243	108	351	1236	786	2022	32	60	92	519	137	656	3121	8530	5684	14214	27233
Region 10	5534	4734	10268	2137	3973	6110	16378	317	173	490	2252	1834	4086	22	18	40	879	196	1075	5691	14073	9116	23189	45258
Region 11	3510	3153	6663	1667	2946	4613	11276	452	287	739	1489	808	2297	37	24	61	535	110	645	3742	20420	9974	30394	45412
Region 12	3660	2996	6656	1661	2662	4323	10979	411	268	679	1143	736	1879	29	27	56	495	123	618	3232	9205	5783	14988	29199
Grand Total	93,265	84,690	177,955	37,998	69,110	107,108	285,063	7,154	4,004	11,158	42,951	29,611	72,562	5,613	4,264	9,877	14,904	3,765	18,669	112,266	259,183	171,103	430,286	827,615